

Marnhull Parish Council

Marnhull Neighbourhood Plan 2023

Friday, February 09, 2024

Powered by  SurveyMonkey

499

Total Responses

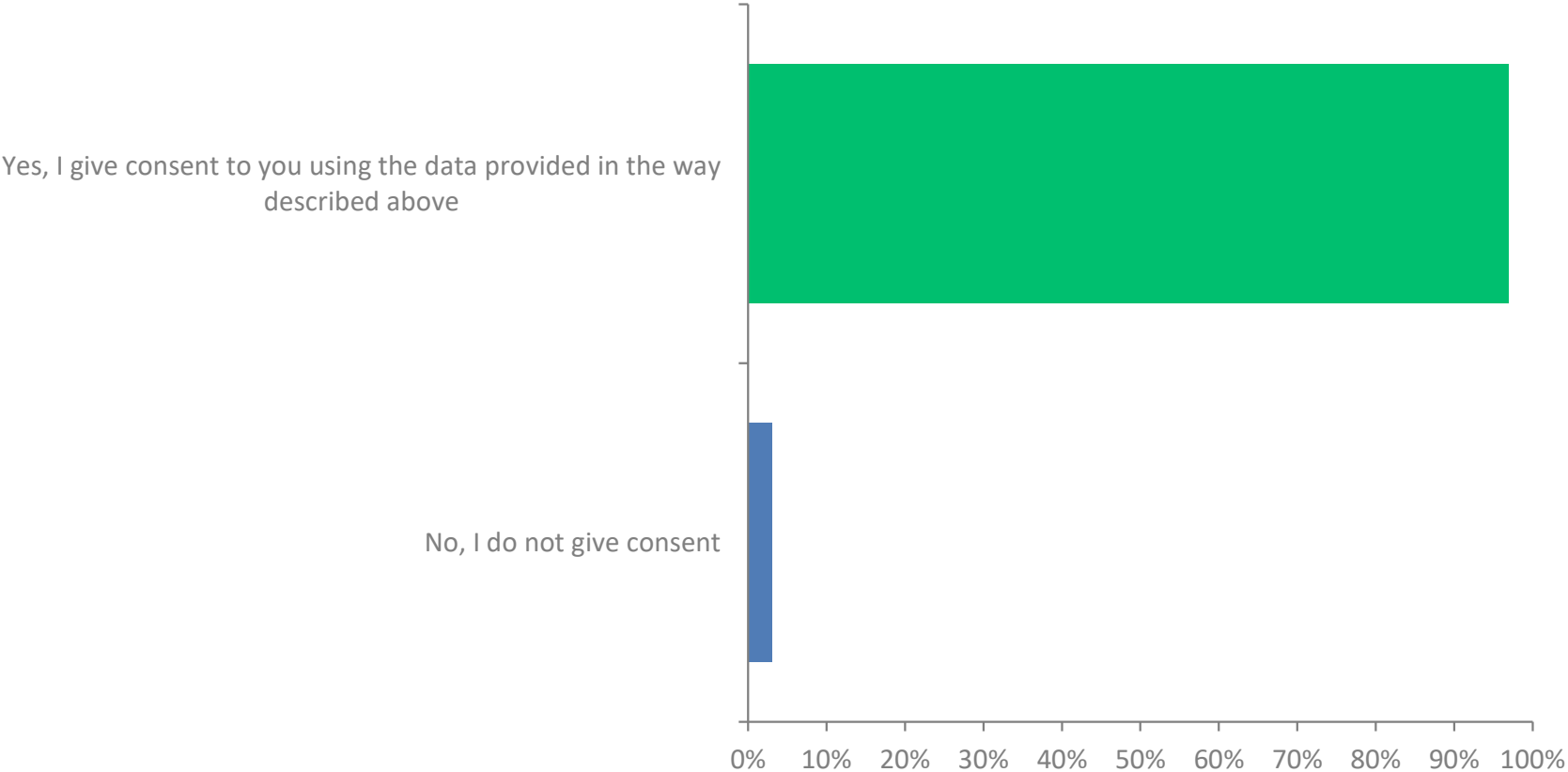
Date Created: Monday, November 06, 2023

Complete Responses: 499

Powered by  **SurveyMonkey**

Q1: In relation to use of my data

Answered: 499 Skipped: 0



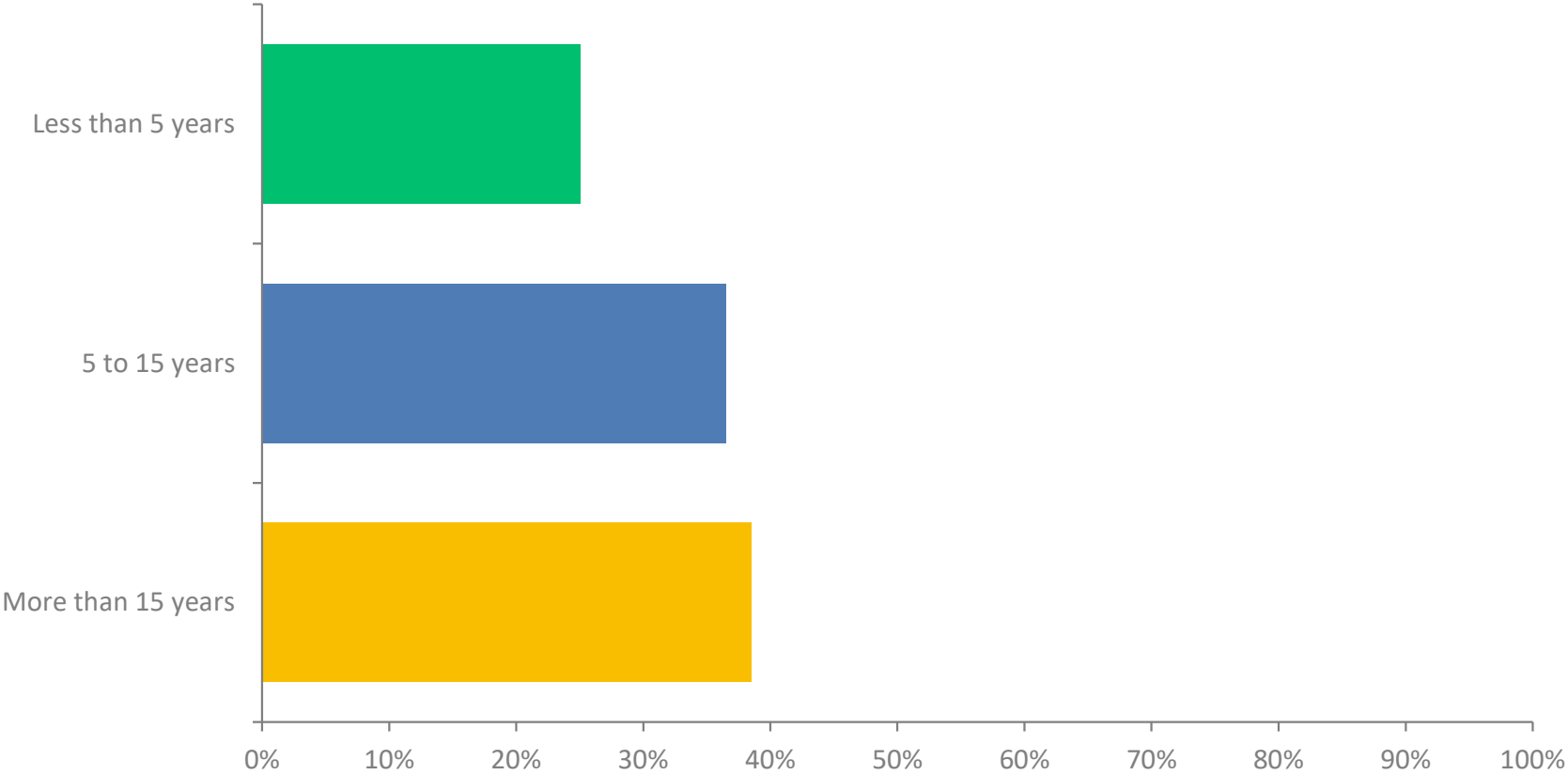
Q1: In relation to use of my data

Answered: 499 Skipped: 0

ANSWER CHOICES	RESPONSES	
Yes, I give consent to you using the data provided in the way described above	96.99%	484
No, I do not give consent	3.01%	15
TOTAL		499

Q3: How many years has your household lived in Marnhull parish?

Answered: 499 Skipped: 0



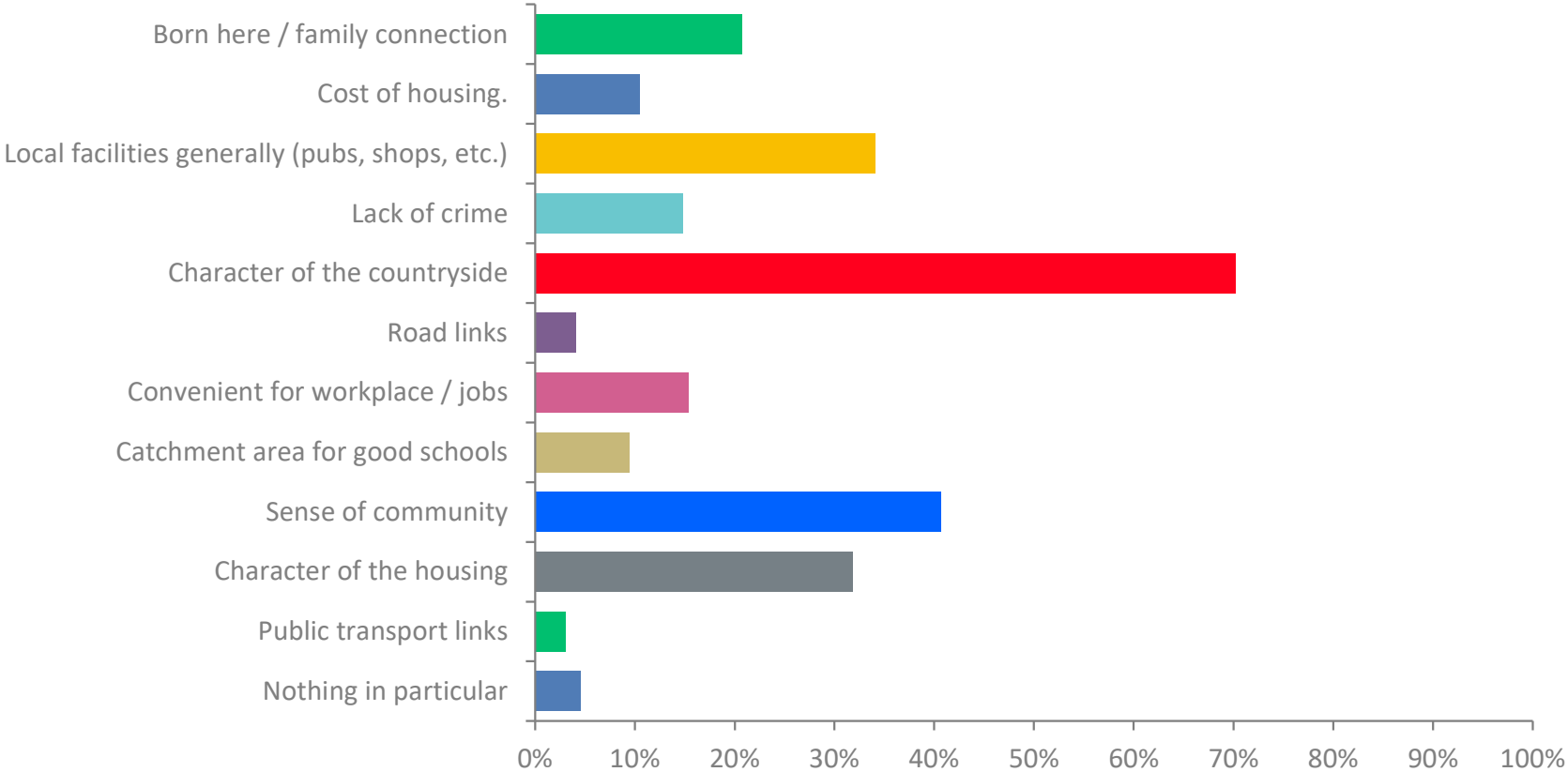
Q3: How many years has your household lived in Marnhull parish?

Answered: 499 Skipped: 0

ANSWER CHOICES	RESPONSES	
Less than 5 years	25.05%	125
5 to 15 years	36.47%	182
More than 15 years	38.48%	192
TOTAL		499

Q4: What made you choose to live in this parish? Please tick up to three points.

Answered: 487 Skipped: 12



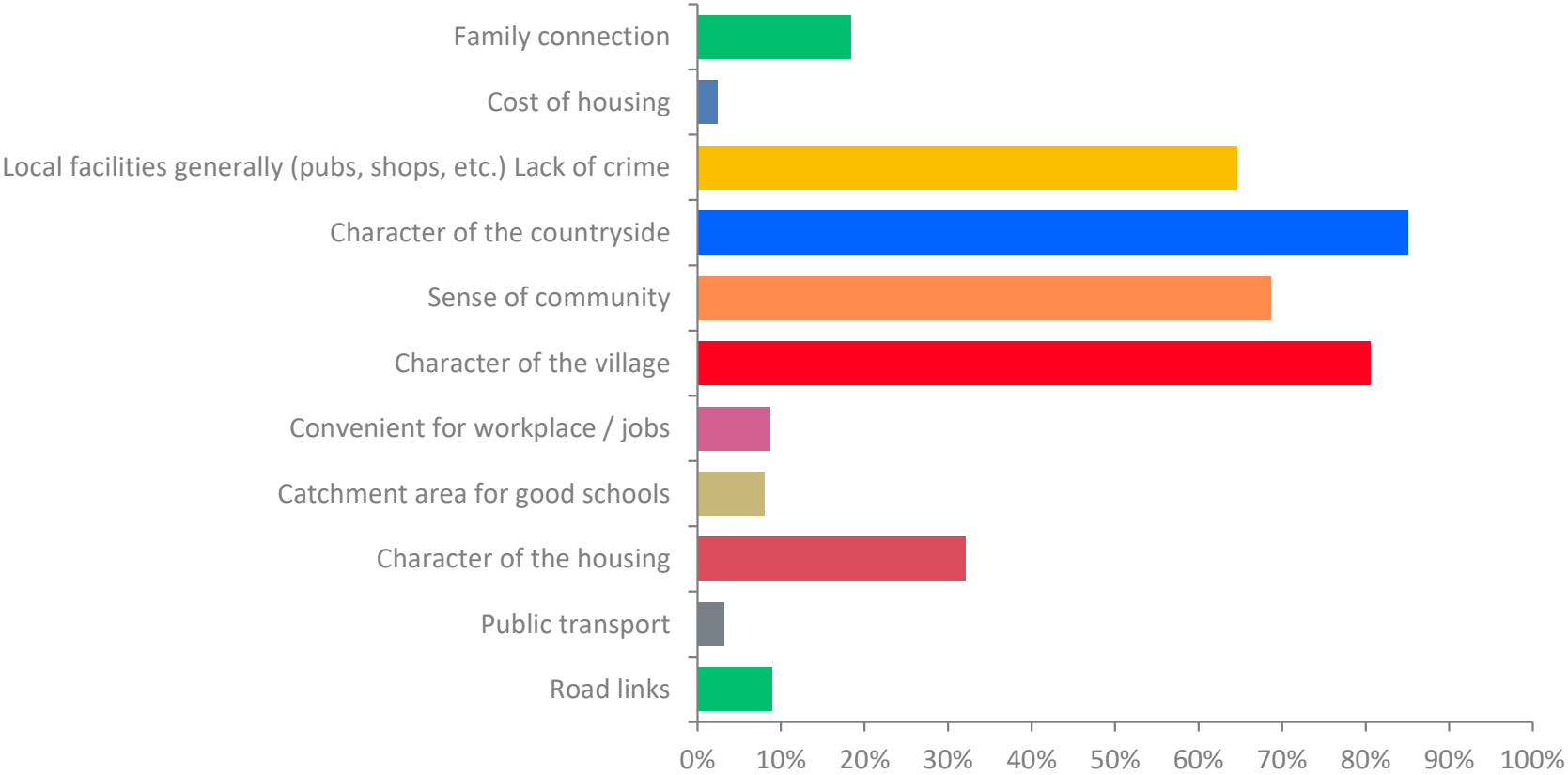
Q4: What made you

Answered: 487 Skipped: 12

ANSWER CHOICES	RESPONSES	
Born here / family connection	20.74%	101
Cost of housing.	10.47%	51
Local facilities generally (pubs, shops, etc.)	34.09%	166
Lack of crime	14.78%	72
Character of the countryside	70.23%	342
Road links	4.11%	20
Convenient for workplace / jobs	15.40%	75
Catchment area for good schools	9.45%	46
Sense of community	40.66%	198
Character of the housing	31.83%	155
Public transport links	3.08%	15
Nothing in particular	4.52%	22
TOTAL		1263

Q5: And now you are here what is it about the area you enjoy or value most?Please tick up to five points.

Answered: 495 Skipped: 4



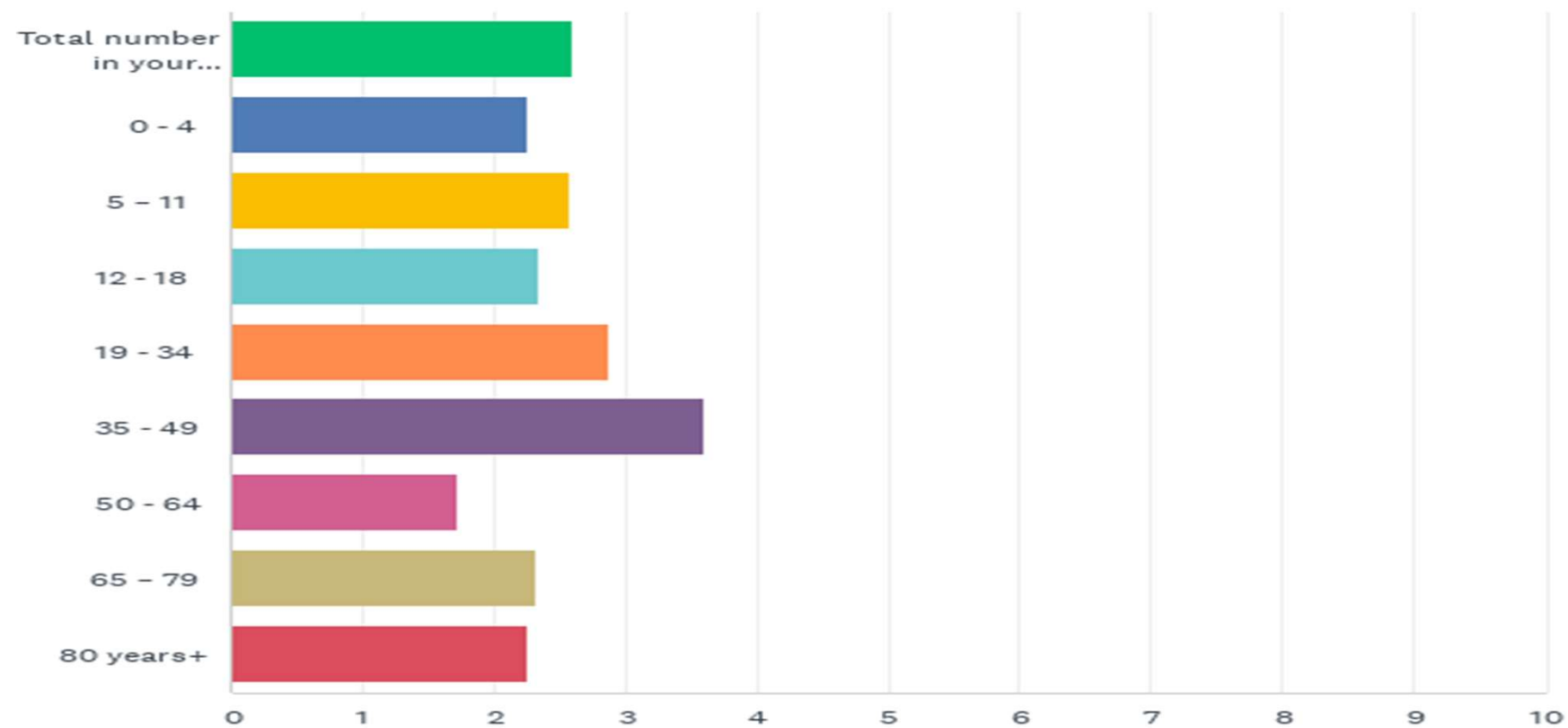
Q5: And now you are here what is it about the area you enjoy or value most?Please tick up to five points.

Answered: 495 Skipped: 4

ANSWER CHOICES	RESPONSES	
Family connection	18.38%	91
Cost of housing	2.42%	12
Local facilities generally (pubs, shops, etc.) Lack of crime	64.65%	320
Character of the countryside	85.05%	421
Sense of community	68.69%	340
Character of the village	80.61%	399
Convenient for workplace / jobs	8.69%	43
Catchment area for good schools	8.08%	40
Character of the housing	32.12%	159
Public transport	3.23%	16
Road links	8.89%	44
TOTAL		1885

Q6: Please enter the number of people in your household and their age ranges (including yourself). Please enter numbers only

Answered: 499 Skipped: 0



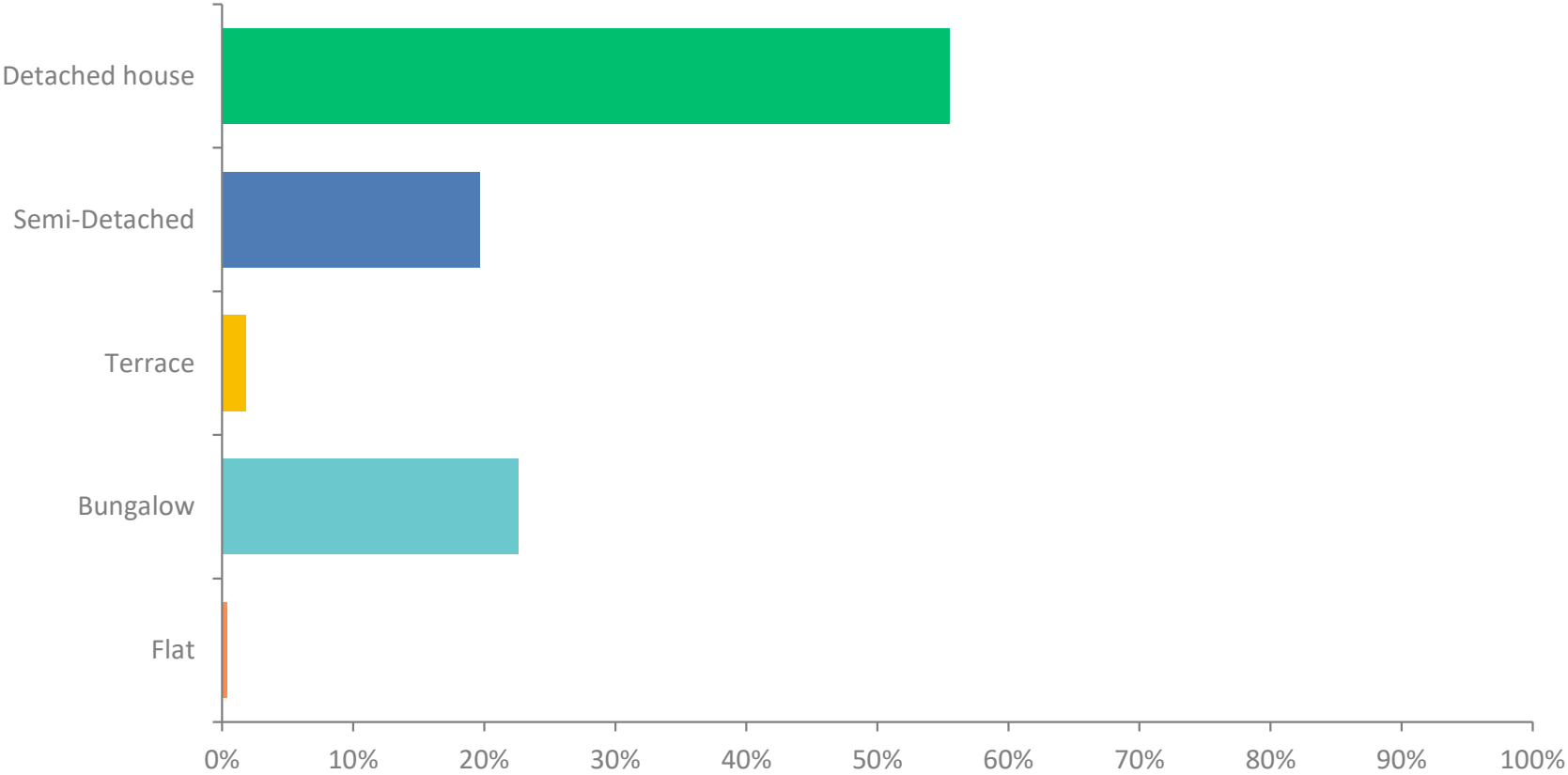
Q6: Please enter the number of people in your household and their age ranges (including yourself). Please enter numbers only

Answered: 499 Skipped: 0

ANSWER CHOICES	AVERAGE NUMBER	TOTAL NUMBER	RESPONSES
Total number in your household	3	809	311
0 - 4	2	102	45
5 – 11	3	98	38
12 - 18	2	127	54
19 - 34	3	207	72
35 - 49	4	220	61
50 - 64	2	303	175
65 – 79	2	612	263
80 years+	2	177	78
Total Respondents: 499			

Q7: What type of house do you currently live in?

Answered: 499 Skipped: 0



Q7: What type of house do you currently live in?

Answered: 499 Skipped: 0

ANSWER CHOICES	RESPONSES	
Detached house	55.51%	277
Semi-Detached	19.64%	98
Terrace	1.80%	9
Bungalow	22.65%	113
Flat	0.40%	2
TOTAL		499

Q8: Do you:

Answered: 490 Skipped: 9



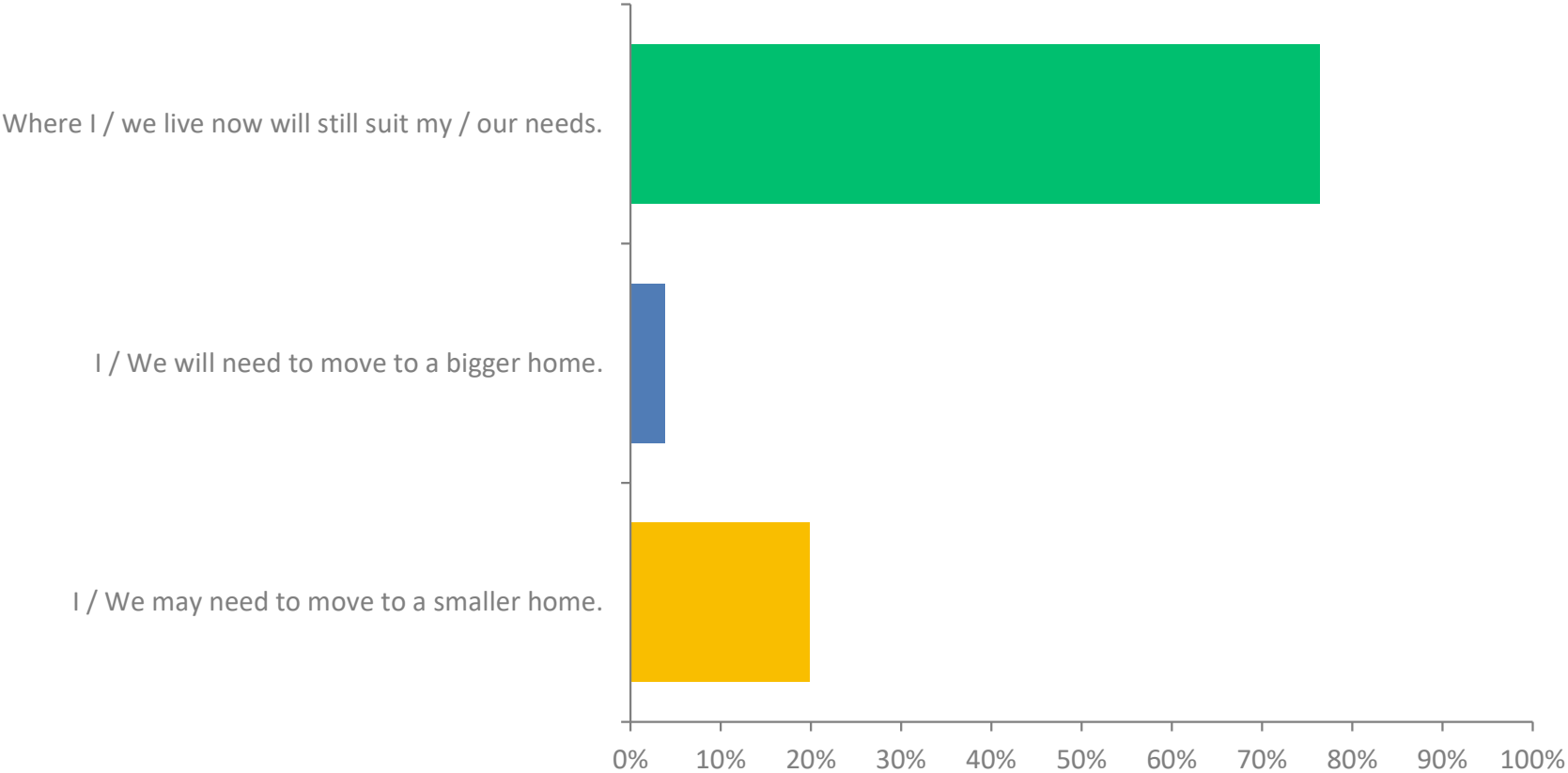
Q8: Do you:

Answered: 490 Skipped: 9

ANSWER CHOICES	RESPONSES	
Rent from a Housing Association / Trust (affordable rented)	2.65%	13
Rent from a private landlord.	2.24%	11
Own the home (with or without a mortgage)	95.10%	466
TOTAL		490

Q9: Thinking about the next 5 – 10 years, please indicate which statement below best describes what the situation of your household is most likely to be:

Answered: 499 Skipped: 0



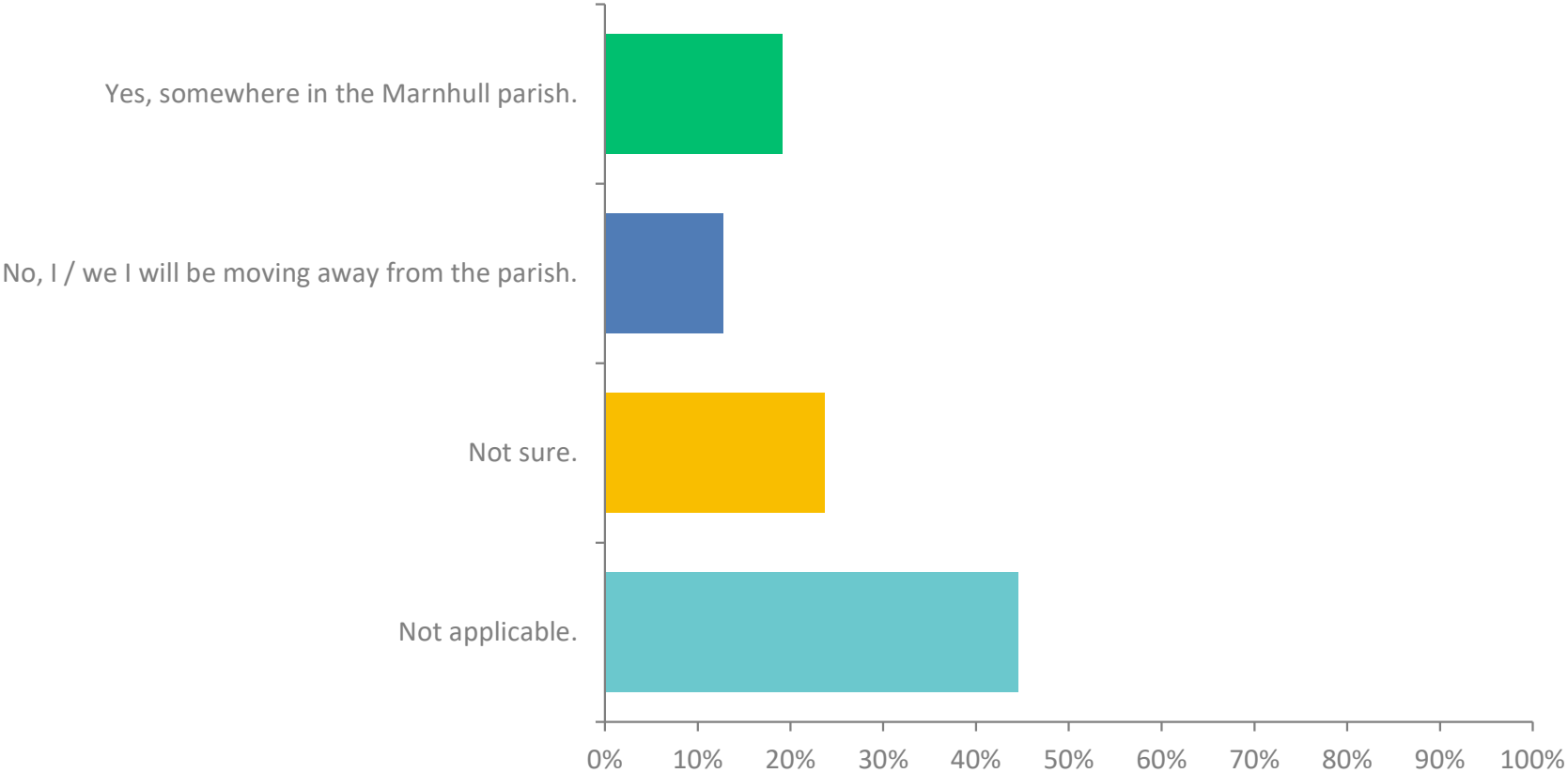
Q9: Thinking about the next 5 – 10 years, please indicate which statement below best describes what the situation of your household is most likely to be:

Answered: 499 Skipped: 0

ANSWER CHOICES	RESPONSES	
Where I / we live now will still suit my / our needs.	76.35%	381
I / We will need to move to a bigger home.	3.81%	19
I / We may need to move to a smaller home.	19.84%	99
TOTAL		499

Q10: If you require a different home, would this be in the parish?

Answered: 449 Skipped: 50



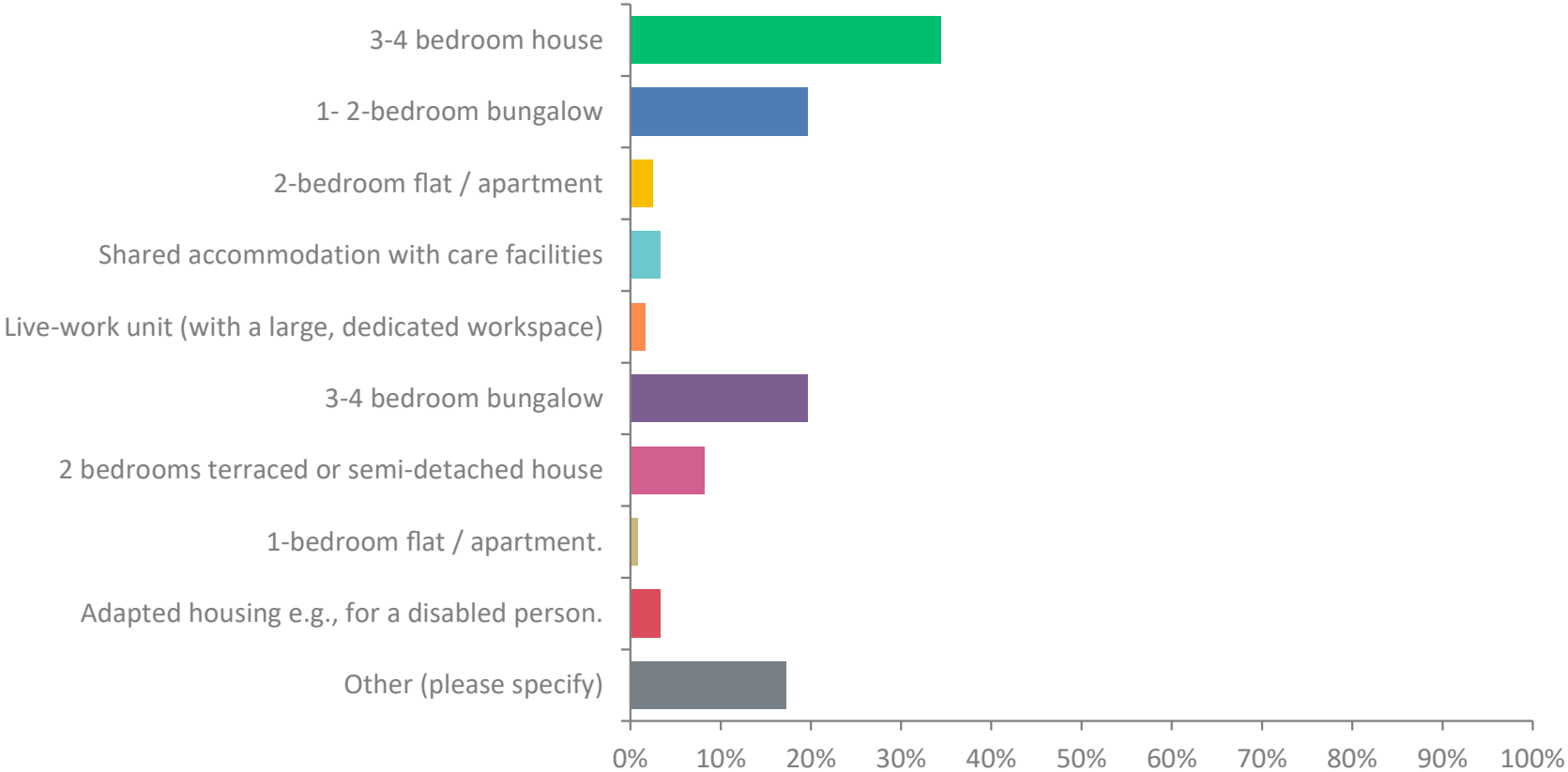
Q10: If you require a different home, would this be in the parish?

Answered: 449 Skipped: 50

ANSWER CHOICES	RESPONSES	
Yes, somewhere in the Marnhull parish.	19.15%	86
No, I / we I will be moving away from the parish.	12.69%	57
Not sure.	23.61%	106
Not applicable.	44.54%	200
TOTAL		449

Q11. If you answered 'yes' to the previous question, what size or type of house would best fit your needs? Only tick more than one box if your household would need more than one house in the local area.

Answered: 122 Skipped: 377



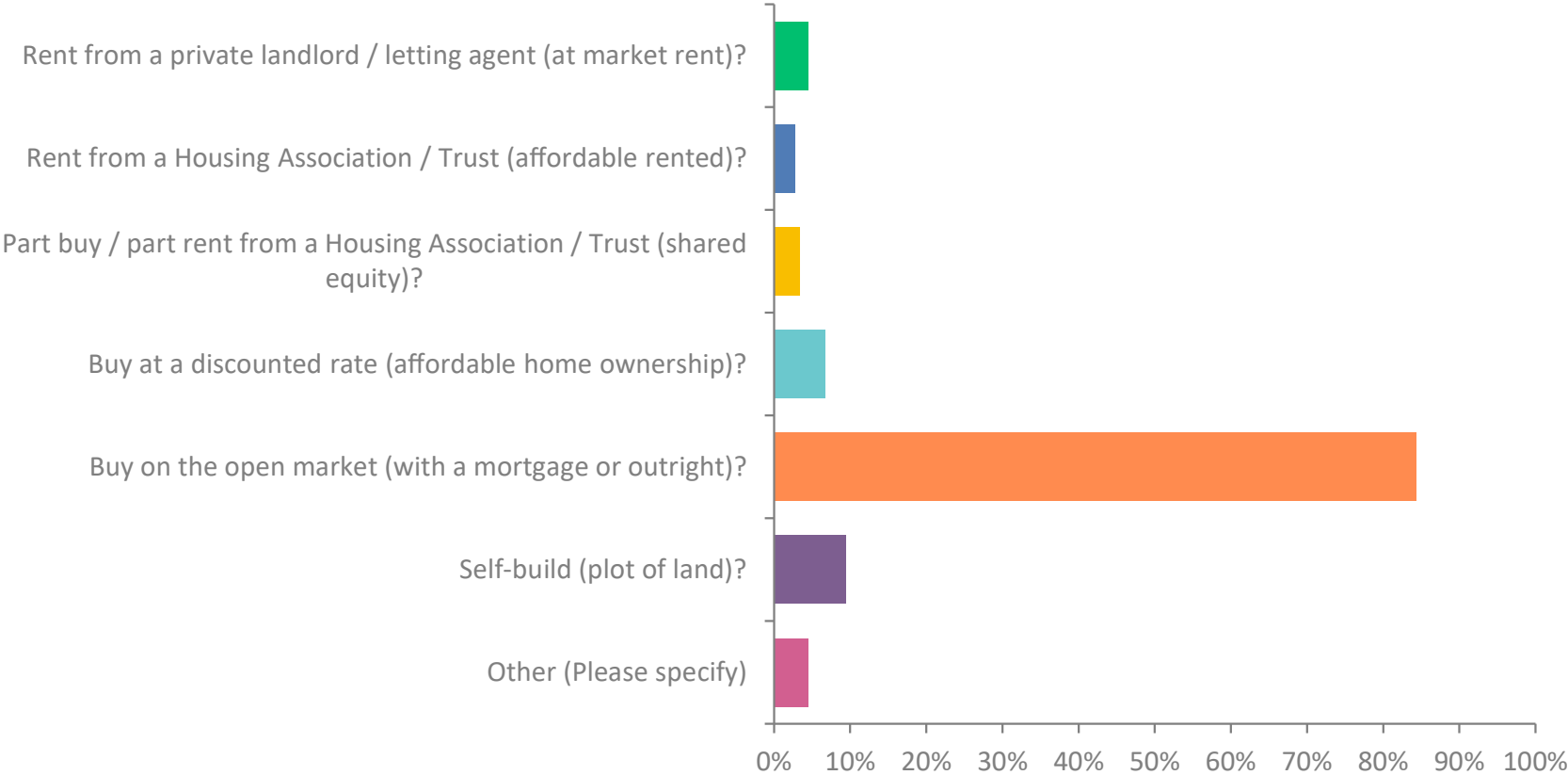
Q11. If you answered 'yes' to the previous question, what size or type of house would best fit your needs? Only tick more than one box if your household would need more than one house in the local area.

Answered: 122 Skipped: 377

ANSWER CHOICES	RESPONSES	
3-4 bedroom house	34.43%	42
1- 2-bedroom bungalow	19.67%	24
2-bedroom flat / apartment	2.46%	3
Shared accommodation with care facilities	3.28%	4
Live-work unit (with a large, dedicated workspace)	1.64%	2
3-4 bedroom bungalow	19.67%	24
2 bedrooms terraced or semi-detached house	8.20%	10
1-bedroom flat / apartment.	0.82%	1
Adapted housing e.g., for a disabled person.	3.28%	4
Other (please specify)	17.21%	21
TOTAL		135

Q12: And will you be looking to: (Please indicate all that would apply.)

Answered: 179 Skipped: 320



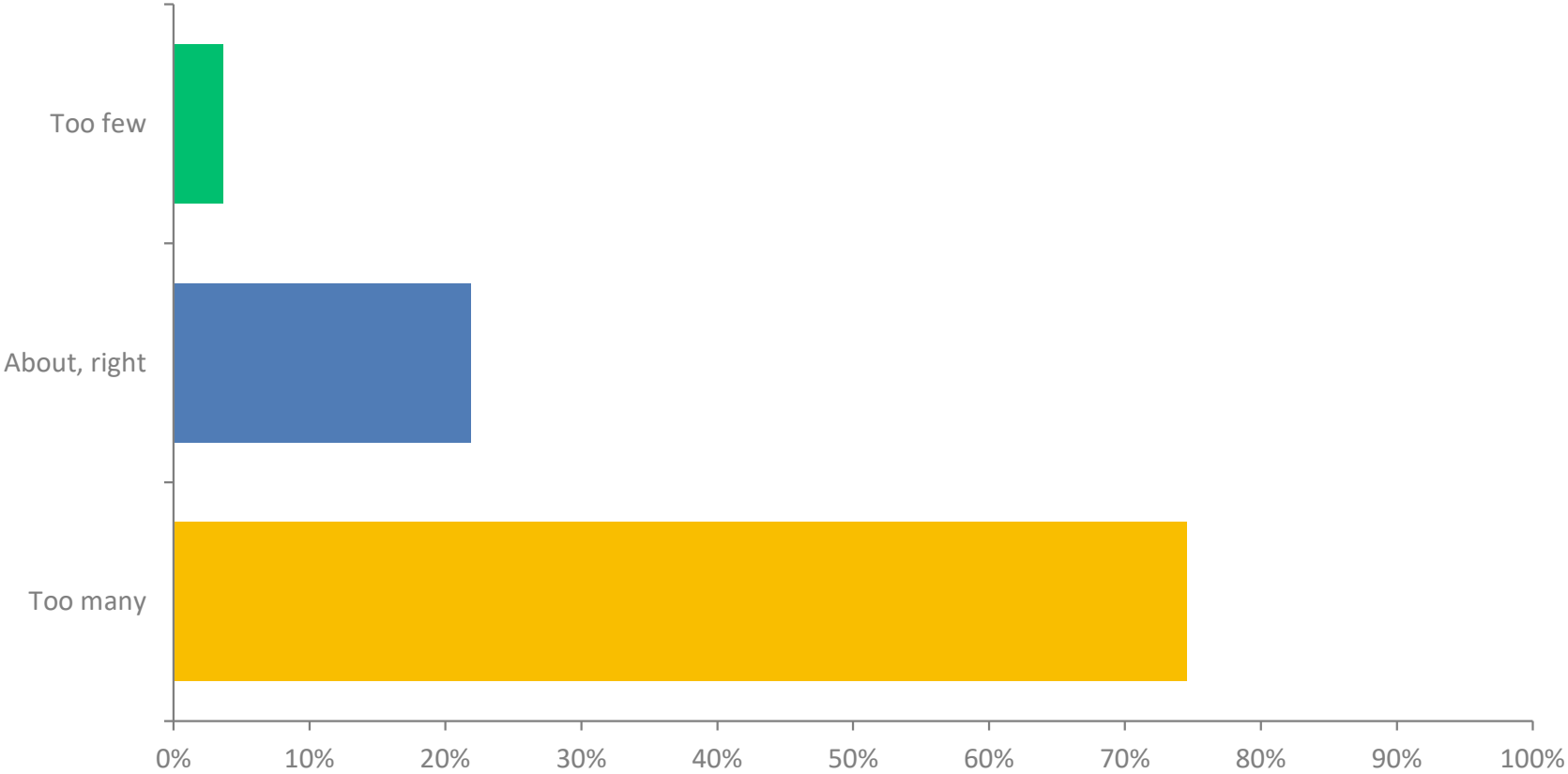
Q12: And will you be looking to: (Please indicate all that would apply.)

Answered: 179 Skipped: 320

ANSWER CHOICES	RESPONSES	
Rent from a private landlord / letting agent (at market rent)?	4.47%	8
Rent from a Housing Association / Trust (affordable rented)?	2.79%	5
Part buy / part rent from a Housing Association / Trust (shared equity)?	3.35%	6
Buy at a discounted rate (affordable home ownership)?	6.70%	12
Buy on the open market (with a mortgage or outright)?	84.36%	151
Self-build (plot of land)?	9.50%	17
Other (Please specify)	4.47%	8
TOTAL		207

Outline planning permission already exists for a further 100 dwellings, which will be an increase in the next 15 years of just over 13 dwellings per annum. Do you consider this level...

Answered: 499 Skipped: 0



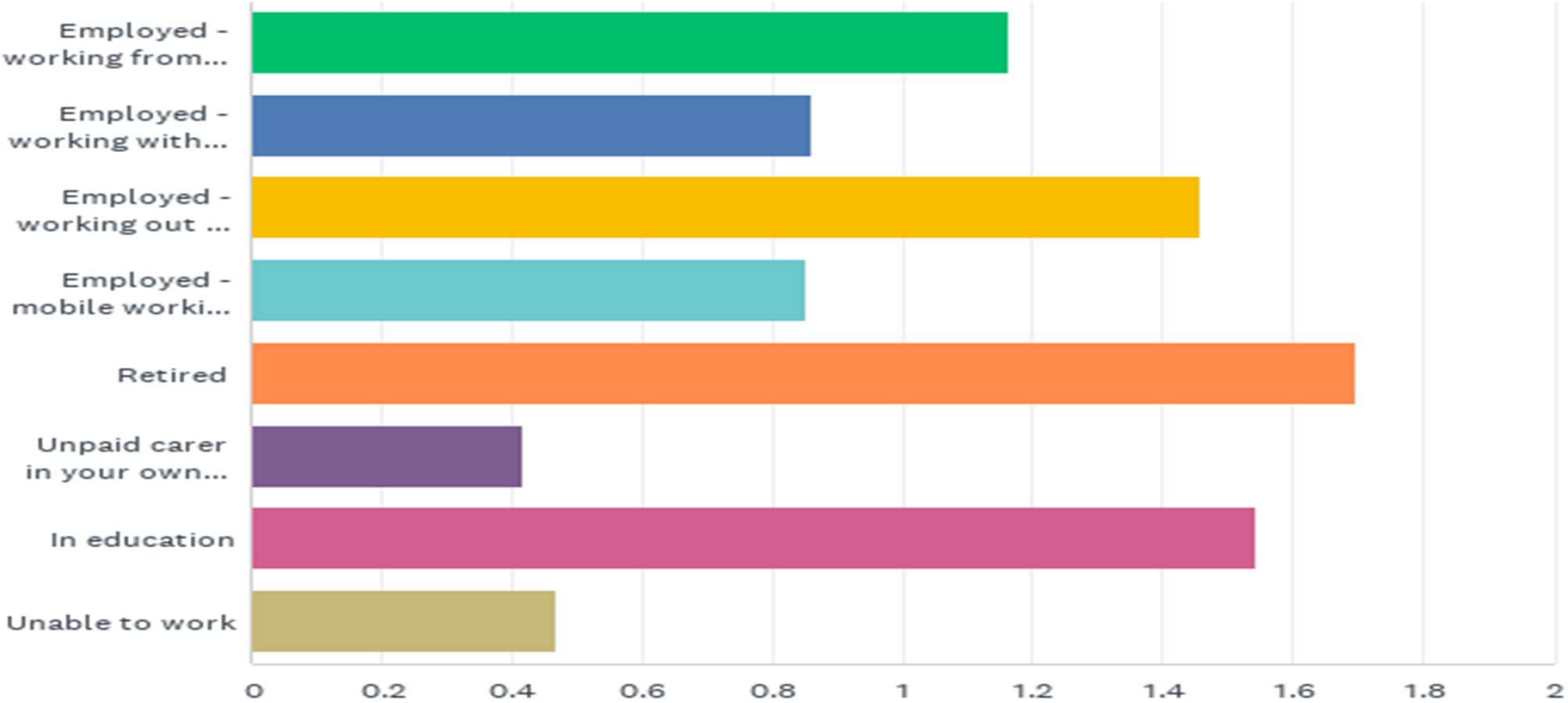
Outline planning permission already exists for a further 133 dwellings, which will be an increase in the next 15 years of just over 13 dwellings per annum. Do you consider this level...

Answered: 499 Skipped: 0

ANSWER CHOICES	RESPONSES	
Too few	3.61%	18
About, right	21.84%	109
Too many	74.55%	372
TOTAL		499

Q14: Please enter the number of people in each of the following categories in your household - including yourself (numerical data only please)

Answered: 487 Skipped: 12



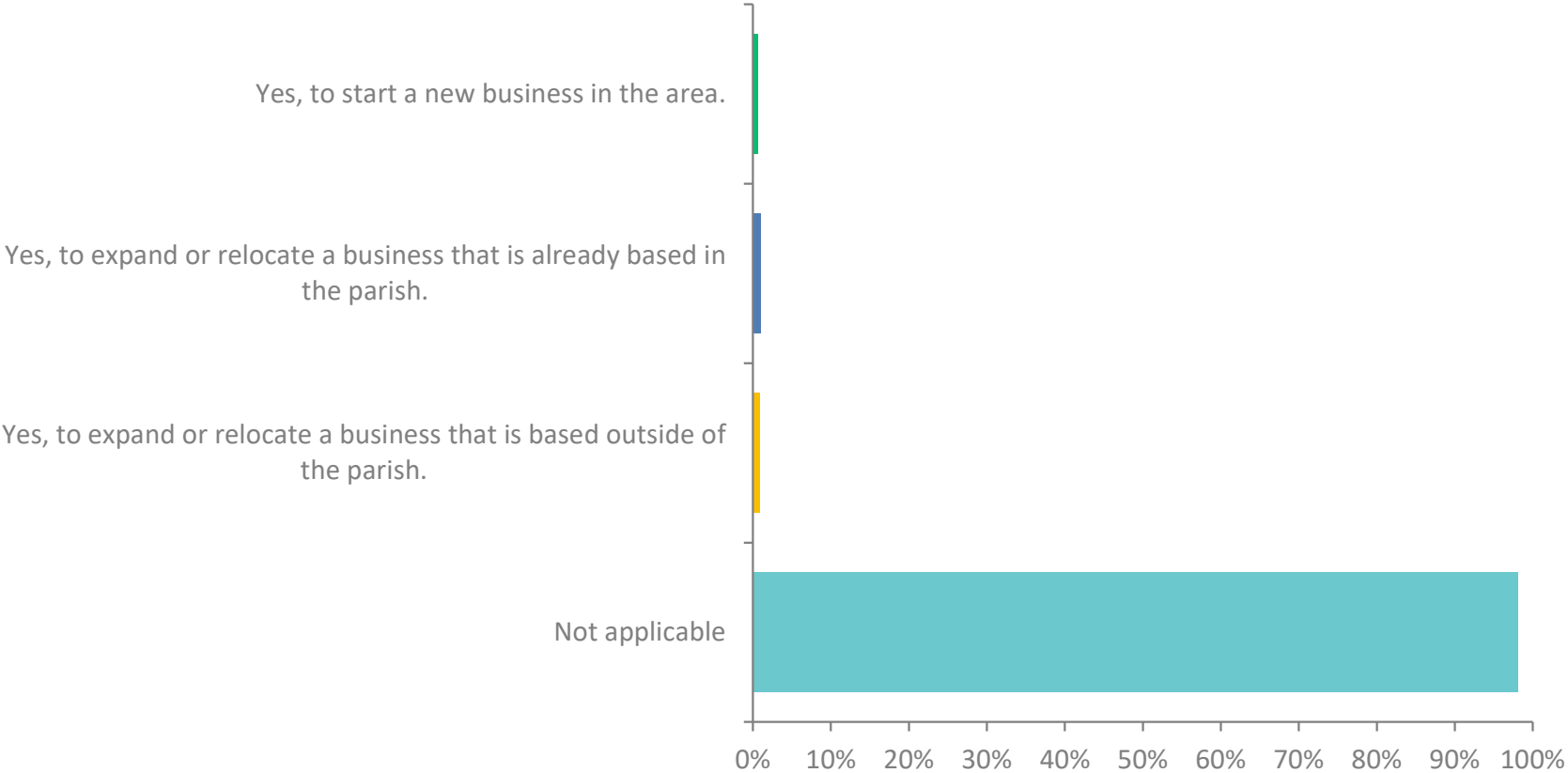
Q14: Please enter the number of people in each of the following categories in your household - including yourself (numerical data only please)

Answered: 487 Skipped: 12

ANSWER CHOICES	AVERAGE NUMBER	TOTAL NUMBER	RESPONSES
Employed - working from home	1	128	110
Employed - working within the parish	1	44	51
Employed - working out of the parish	1	185	127
Employed - mobile working (no main work base)	1	40	47
Retired	2	577	340
Unpaid carer in your own home	0	13	31
In education	2	119	77
Unable to work	0	15	32
Total Respondents: 487			

Q10. Is anyone in your household looking to buy or rent business premises in the parish in the foreseeable future? Only tick more than one box if your household has more than two businesses needing premises locally.

Answered: 468 Skipped: 31



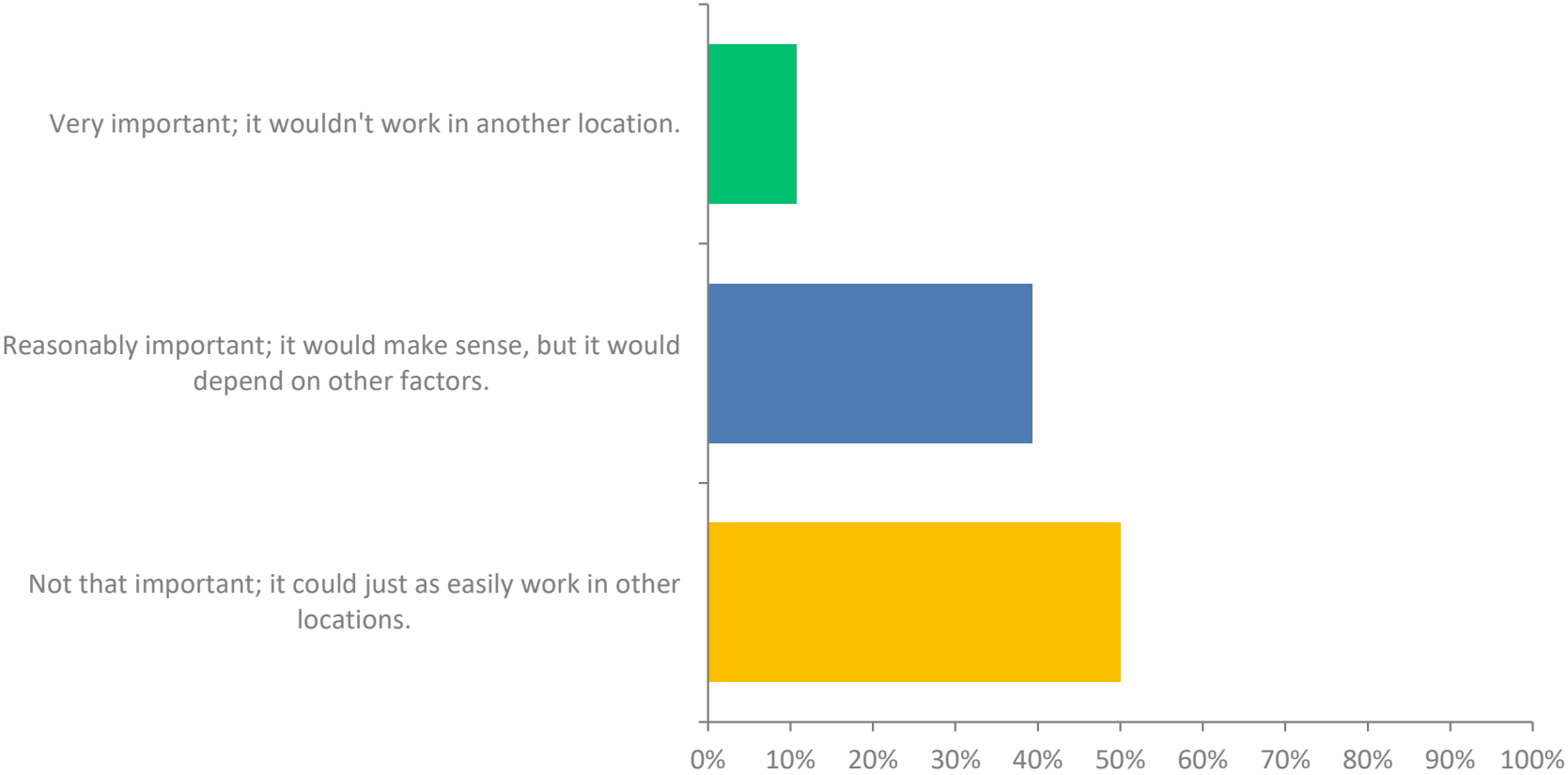
Q10. Is anyone in your household looking to buy or rent business premises in the parish in the foreseeable future? Only tick more than one box if your household has more than two businesses needing premises locally.

Answered: 468 Skipped: 31

ANSWER CHOICES	RESPONSES	
Yes, to start a new business in the area.	0.64%	3
Yes, to expand or relocate a business that is already based in the parish.	1.07%	5
Yes, to expand or relocate a business that is based outside of the parish.	0.85%	4
Not applicable	98.08%	459
TOTAL		471

Q17: Can you tell us how important it is that the premises are in the parish?

Answered: 28 Skipped: 471



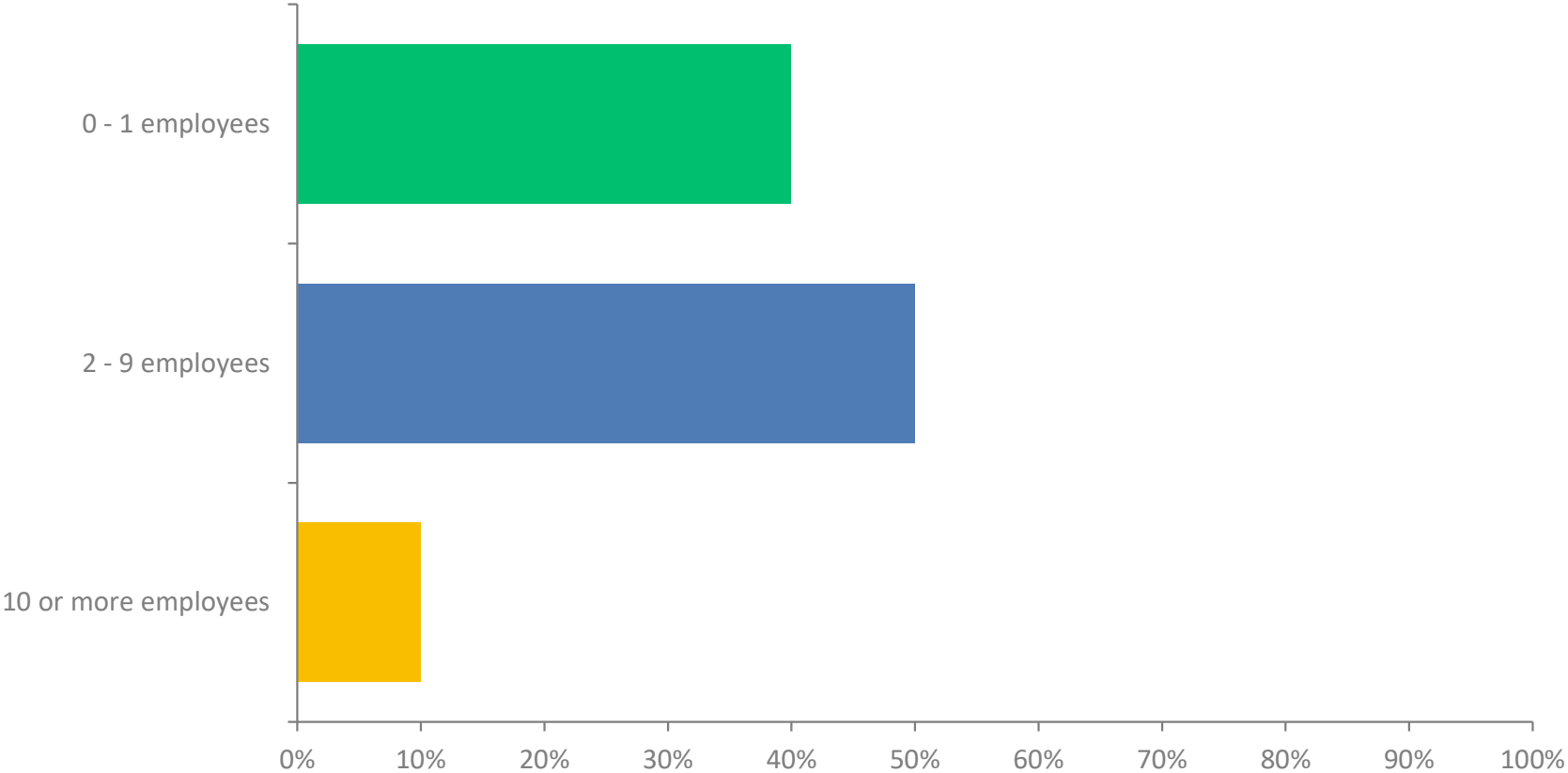
Q17: Can you tell us how important it is that the premises are in the parish?

Answered: 28 Skipped: 471

ANSWER CHOICES	RESPONSES	
Very important; it wouldn't work in another location.	10.71%	3
Reasonably important; it would make sense, but it would depend on other factors.	39.29%	11
Not that important; it could just as easily work in other locations.	50.0%	14
TOTAL		28

Q18: And finally, please tell us how many people you are likely to employ.

Answered: 20 Skipped: 479



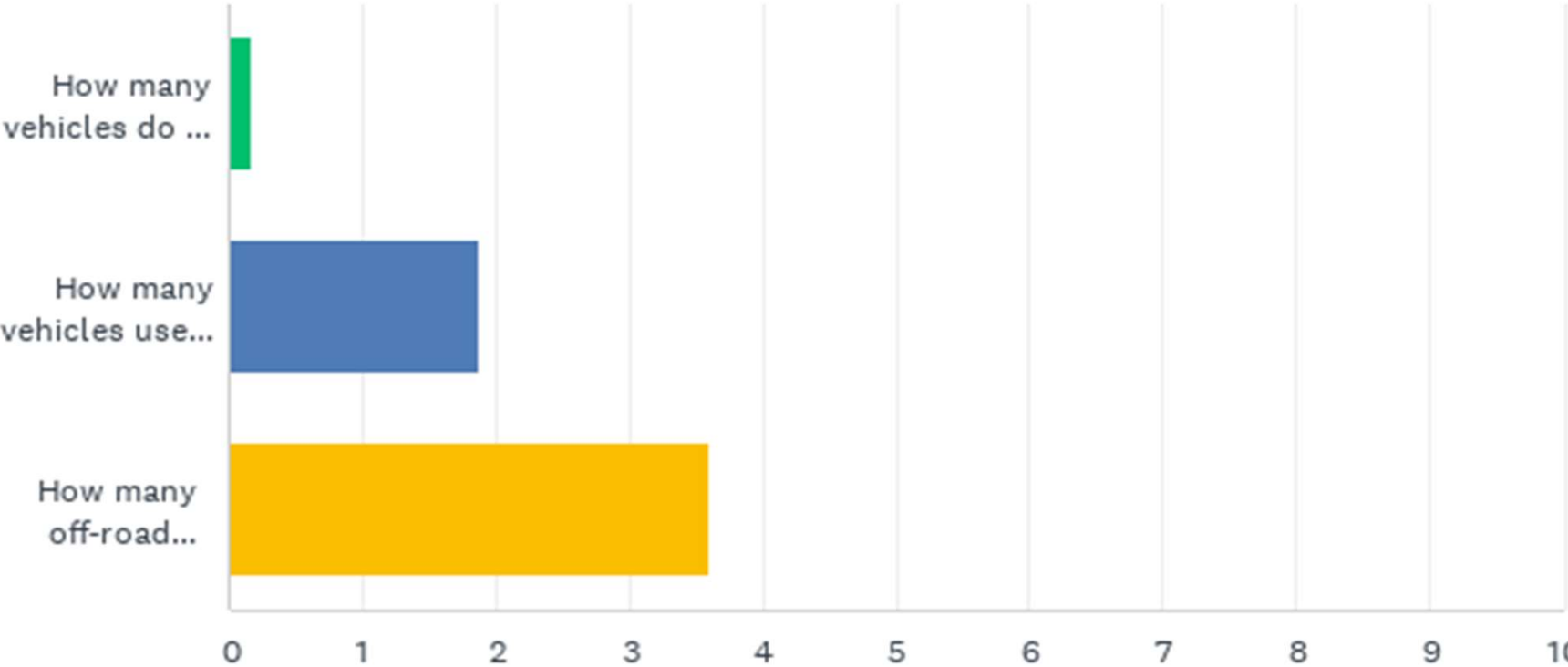
Q18: And finally, please tell us how many people you are likely to employ.

Answered: 20 Skipped: 479

ANSWER CHOICES	RESPONSES	
0 - 1 employees	40.0%	8
2 - 9 employees	50.0%	10
10 or more employees	10.0%	2
TOTAL		20

Q19: Traffic & Transport

Answered: 468 Skipped: 31



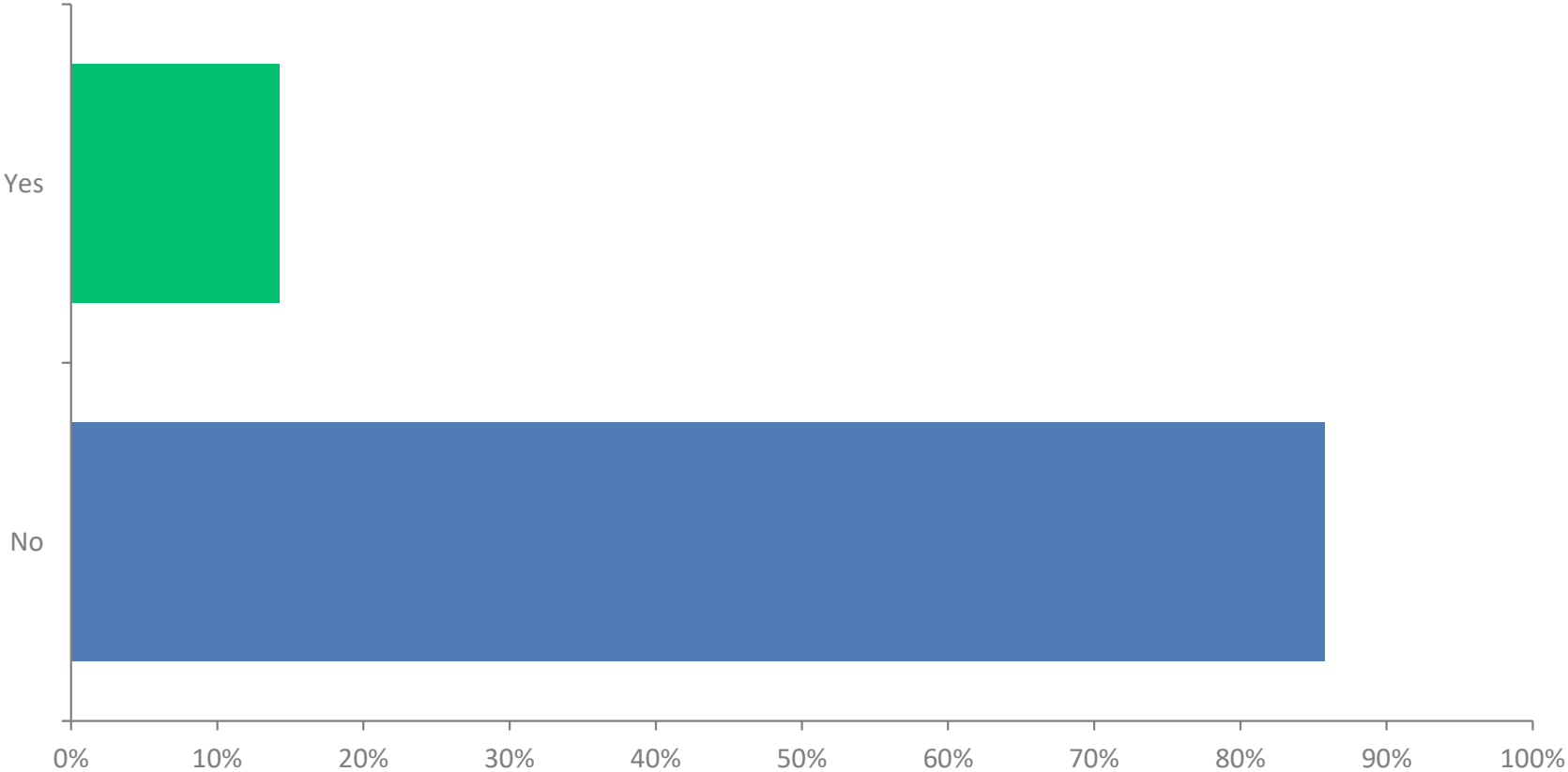
Q19: Traffic & Transport

Answered: 468 Skipped: 31

ANSWER CHOICES	AVERAGE NUMBER	TOTAL NUMBER	RESPONSES
How many vehicles do you typically park on the road overnight?	0	77	443
How many vehicles used by members of your household (including works vehicles) are normally kept overnight at your home?	2	872	466
How many off-road parking spaces (including garages) does your home have?	4	1,624	451
Total Respondents: 468			

Q20: Does any member of your household have mobility difficulties, for example, a blue badge holder?

Answered: 464 Skipped: 35



Q20: Does any member of your household have mobility difficulties, for example, a blue badge holder?

Answered: 464 Skipped: 35

ANSWER CHOICES	RESPONSES	
Yes	14.22%	66
No	85.78%	398
TOTAL		464

Q21: Do any of the following within the parish cause you direct concern?

Answered: 468 Skipped: 31



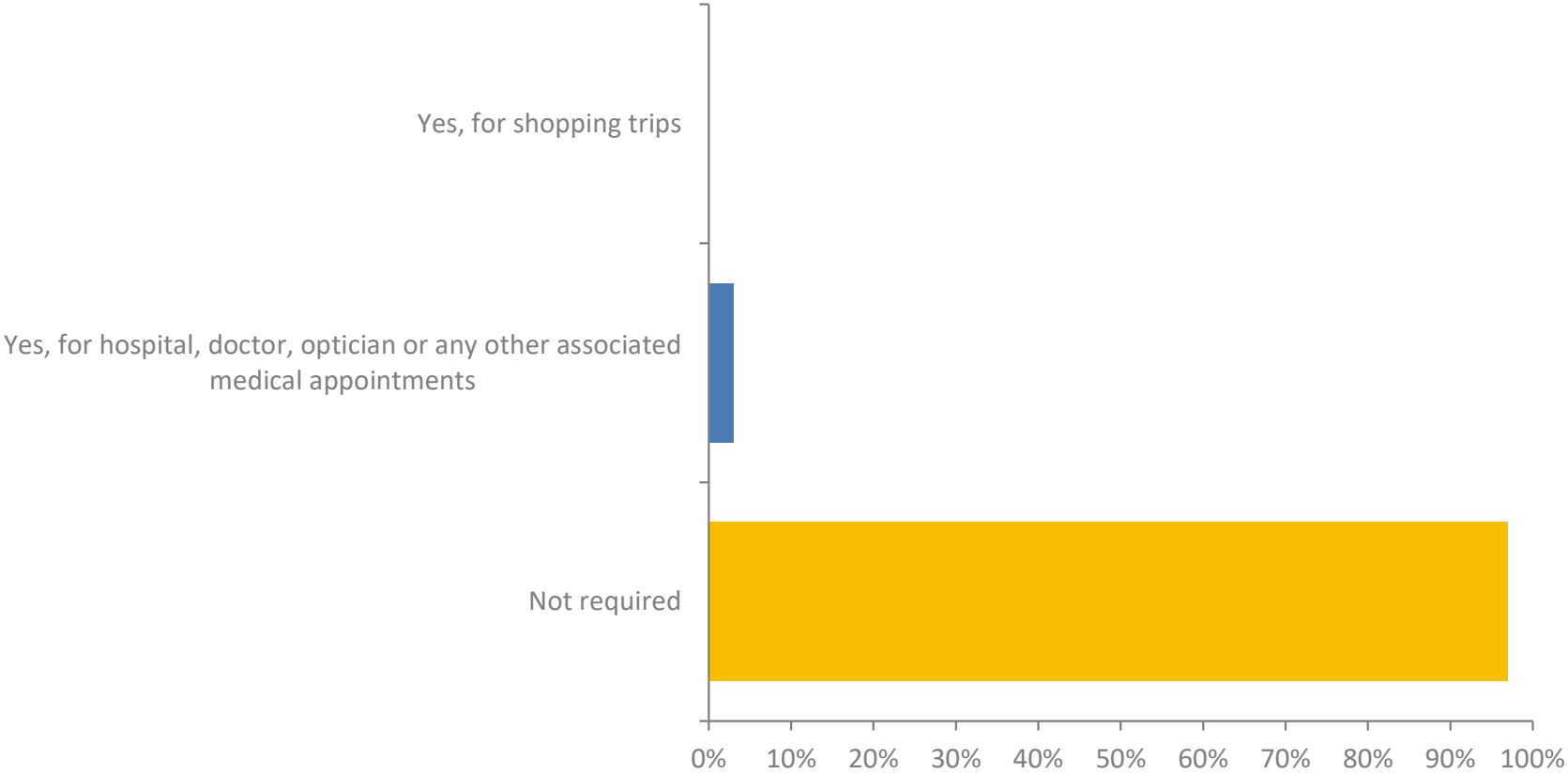
Q21: Do any of the following within the parish cause you direct concern?

Answered: 468 Skipped: 31

	YES A LOT	YES, A LITTLE	NOT REALLY	TOTAL	WEIGHTED AVERAGE
Road safety - speeding traffic	54.43% 252	31.53% 146	14.04% 65	463	1.60
On-street parking in unsafe locations	40.05% 175	37.99% 166	21.97% 96	437	1.82
Road safety - other (e.g. dangerous junctions)	47.14% 206	32.27% 141	20.59% 90	437	1.73
Lack of enough cycle routes	15.09% 62	28.22% 116	56.69% 233	411	2.42
Lack of enough safe walking routes	41.41% 176	32.71% 139	25.88% 110	425	1.84
Lack of enough safe horse-riding routes	11.89% 49	23.30% 96	64.81% 267	412	2.53

Q24: Does anyone in your household regularly use the Marnhull Village Care transport service?

Answered: 458 Skipped: 41



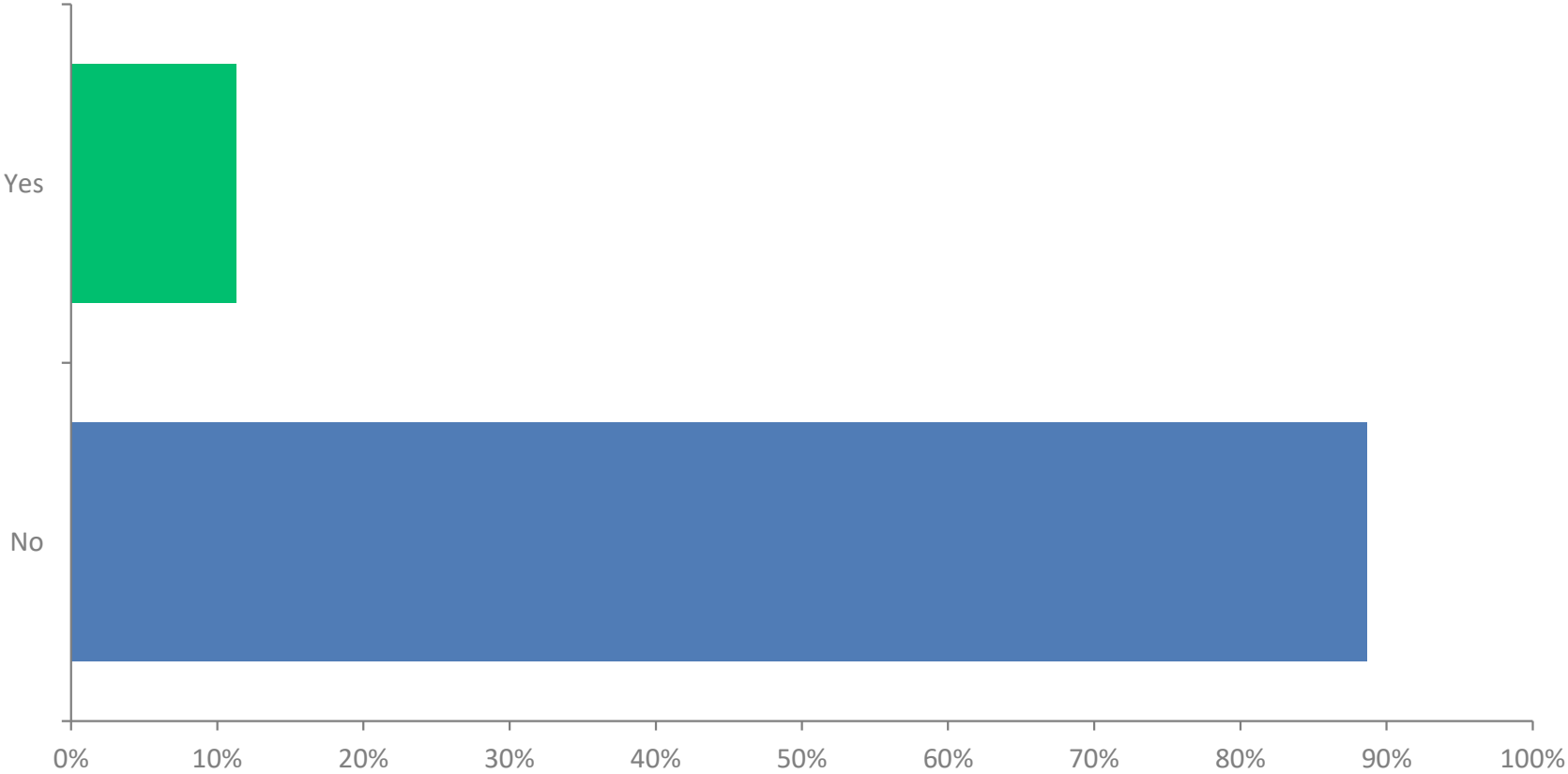
Q24: Does anyone in your household regularly use the Marnhull Village Care transport service?

Answered: 458 Skipped: 41

ANSWER CHOICES	RESPONSES	
Yes, for shopping trips	0%	0
Yes, for hospital, doctor, optician or any other associated medical appointments	3.06%	14
Not required	96.94%	444
TOTAL		458

Q25: Does anybody in your household own an electric vehicle (EV)

Answered: 468 Skipped: 31



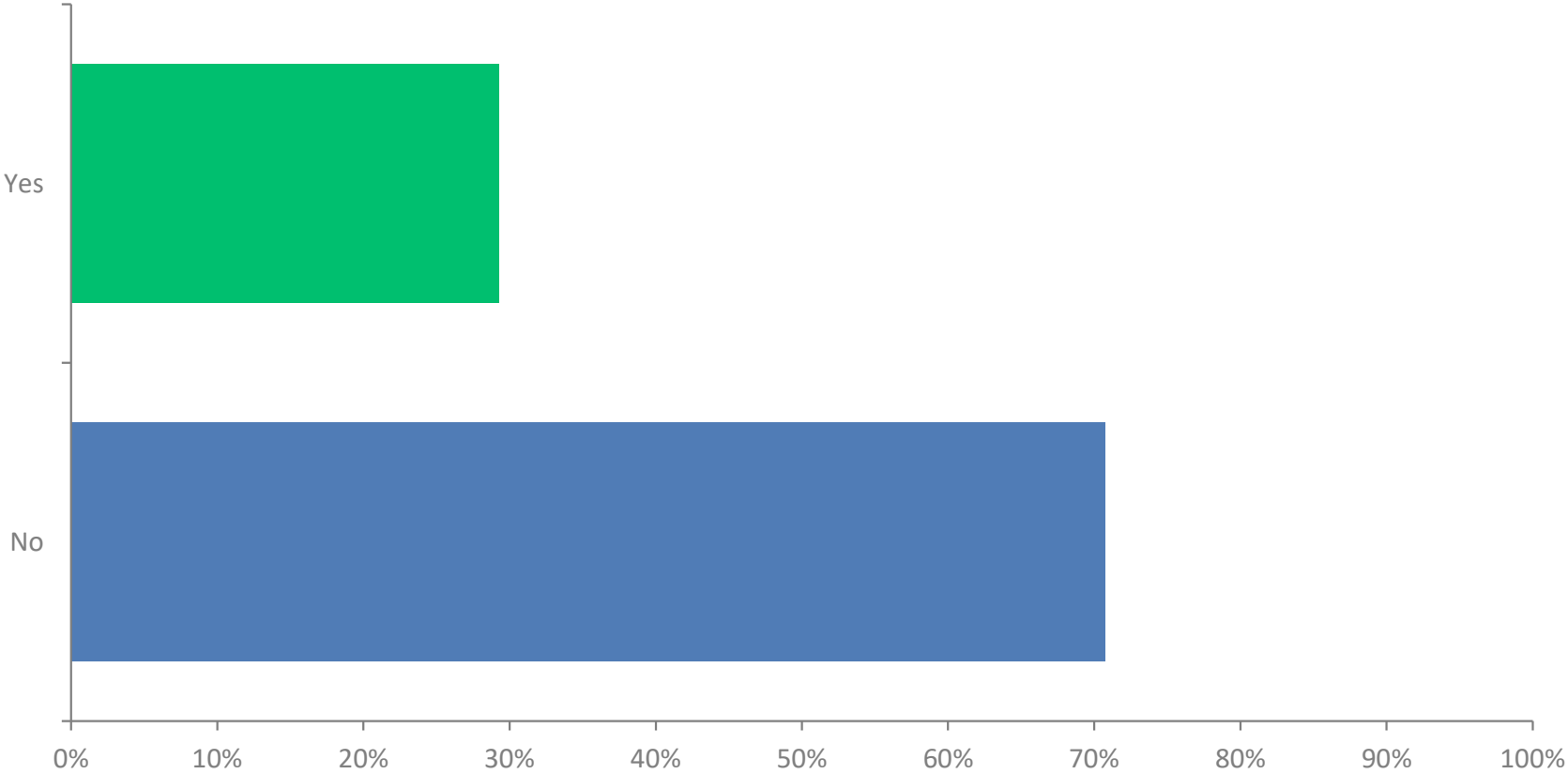
Q25: Does anybody in your household own an electric vehicle (EV)

Answered: 468 Skipped: 31

ANSWER CHOICES	RESPONSES	
Yes	11.32%	53
No	88.68%	415
TOTAL		468

Q26: Is anyone in your household considering buying an EV now or in the future?

Answered: 468 Skipped: 31



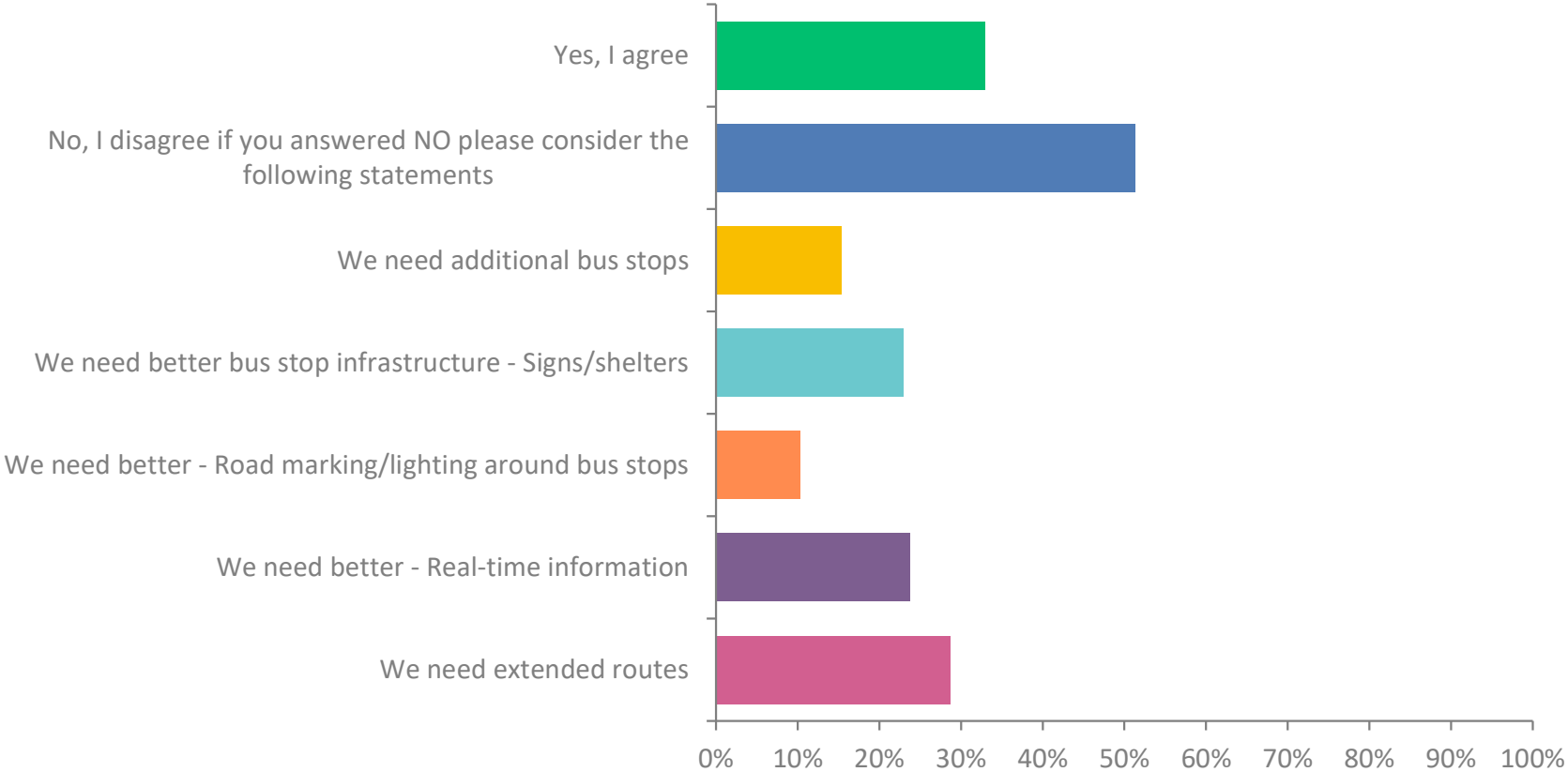
Q26: Is anyone in your household considering buying an EV now or in the future?

Answered: 468 Skipped: 31

ANSWER CHOICES	RESPONSES	
Yes	29.27%	137
No	70.73%	331
TOTAL		468

Q27: Public Transport meets the needs of the parish as a whole.Which answer below best reflects your view on the statement above

Answered: 468 Skipped: 31



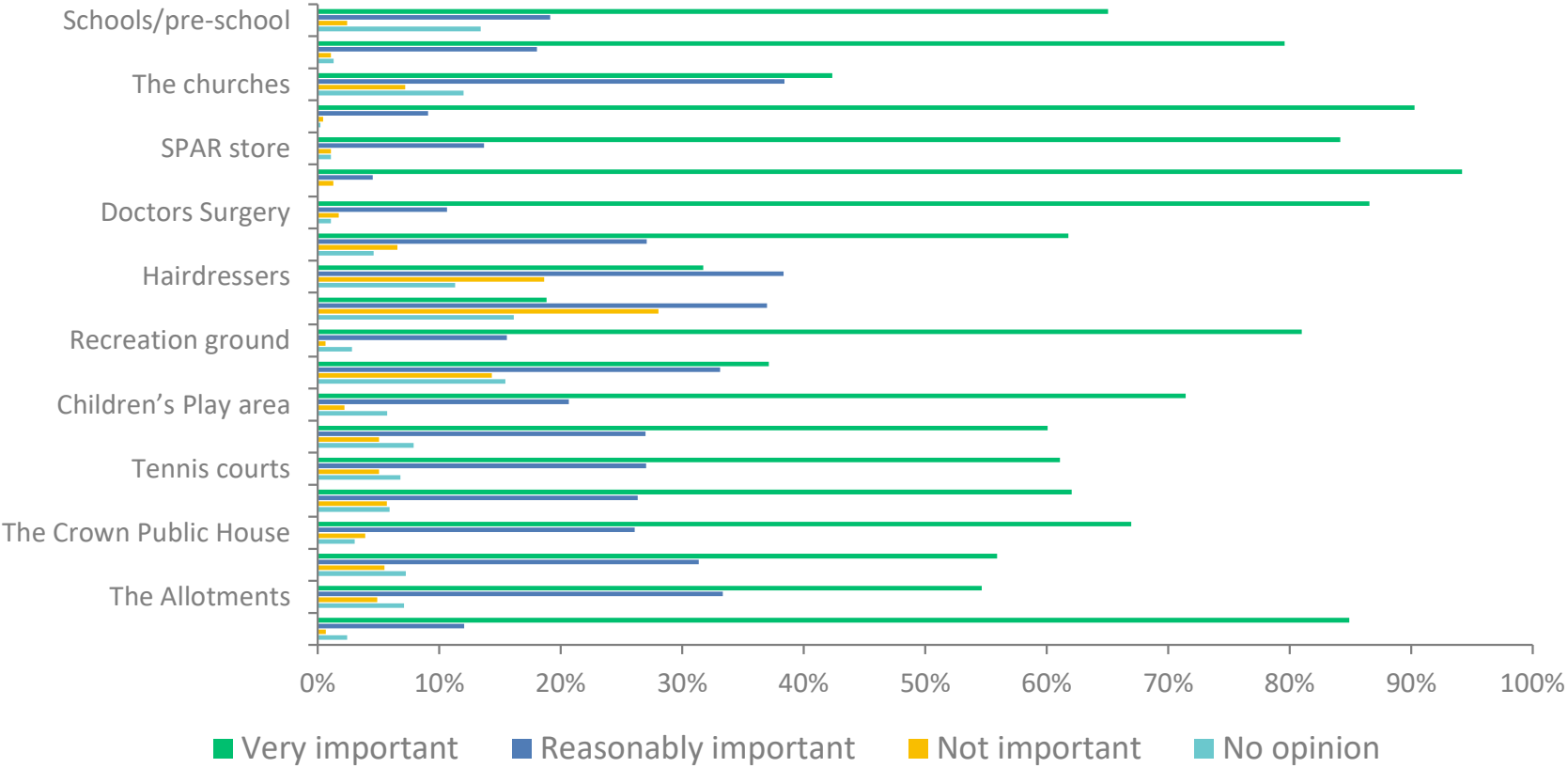
Q27: Public Transport meets the needs of the parish as a whole.Which answer below best reflects your view on the statement above

Answered: 468 Skipped: 31

ANSWER CHOICES	RESPONSES	
Yes, I agree	32.91%	154
No, I disagree if you answered NO please consider the following statements	51.28%	240
We need additional bus stops	15.38%	72
We need better bus stop infrastructure - Signs/shelters	22.86%	107
We need better - Road marking/lighting around bus stops	10.26%	48
We need better - Real-time information	23.72%	111
We need extended routes	28.63%	134
TOTAL		866

Q28: How important do you consider the following local facilities to be:

Answered: 466 Skipped: 33



Q28: How important do you consider the following local facilities to be:

Answered: 466 Skipped: 33

	VERY IMPORTANT	REASONABLY IMPORTANT	NOT IMPORTANT	NO OPINION	TOTAL	WEIGHTED AVERAG
Schools/pre-school	65.05% 296	19.12% 87	2.42% 11	13.41% 61	455	
Village Hall	79.57% 366	18.04% 83	1.09% 5	1.30% 6	460	
The churches	42.36% 194	38.43% 176	7.21% 33	12.01% 55	458	
Robin Hill Stores & Post Office	90.28% 418	9.07% 42	0.43% 2	0.22% 1	463	
SPAR store	84.16% 388	13.67% 63	1.08% 5	1.08% 5	461	
Marnhull Pharmacy	94.18% 437	4.53% 21	1.29% 6	0% 0	464	
Doctors Surgery	86.55% 399	10.63% 49	1.74% 8	1.08% 5	461	
Cooke's Garage	61.79% 283	27.07% 124	6.55% 30	4.59% 21	458	

Q28: How important do you consider the following local facilities to be:

Answered: 466 Skipped: 33

	VERY IMPORTANT	REASONABLY IMPORTANT	NOT IMPORTANT	NO OPINION	TOTAL	WEIGHTED AVERAGE
Hairdressers	31.71% 143	38.36% 173	18.63% 84	11.31% 51	451	1
Carpet Man shop	18.83% 84	37.00% 165	28.03% 125	16.14% 72	446	1
Recreation ground	80.99% 375	15.55% 72	0.65% 3	2.81% 13	463	1
Skate Park	37.14% 166	33.11% 148	14.32% 64	15.44% 69	447	1
Children's Play area	71.43% 325	20.66% 94	2.20% 10	5.71% 26	455	1
Cricket pitch	60.09% 274	26.97% 123	5.04% 23	7.89% 36	456	1
Tennis courts	61.10% 278	27.03% 123	5.05% 23	6.81% 31	455	1
The Blackmore Vale Inn	62.06% 283	26.32% 120	5.70% 26	5.92% 27	456	1

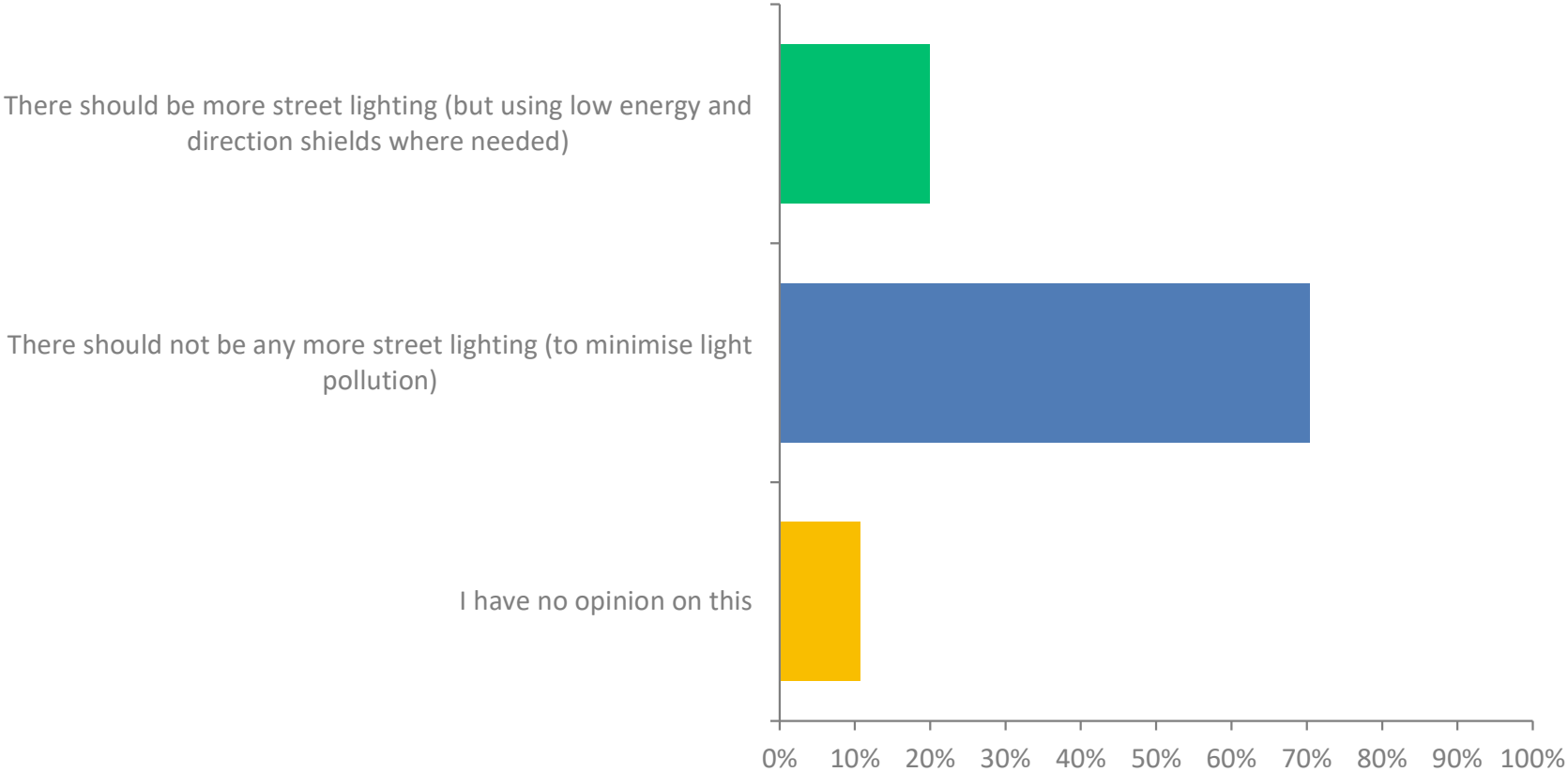
Q28: How important do you consider the following local facilities to be:

Answered: 466 Skipped: 33

	VERY IMPORTANT	REASONABLY IMPORTANT	NOT IMPORTANT	NO OPINION	TOTAL	WEIGHTED AVERAGE
The Crown Public House	66.96% 308	26.09% 120	3.91% 18	3.04% 14	460	1
The Royal British Legion	55.92% 255	31.36% 143	5.48% 25	7.24% 33	456	1
The Allotments	54.67% 246	33.33% 150	4.89% 22	7.11% 32	450	1
Footpaths & Bridleways	84.90% 388	12.04% 55	0.66% 3	2.41% 11	457	1

Q29: Street Lighting. Thinking about street lighting in the parish, which of these statements best reflects your views?

Answered: 466 Skipped: 33



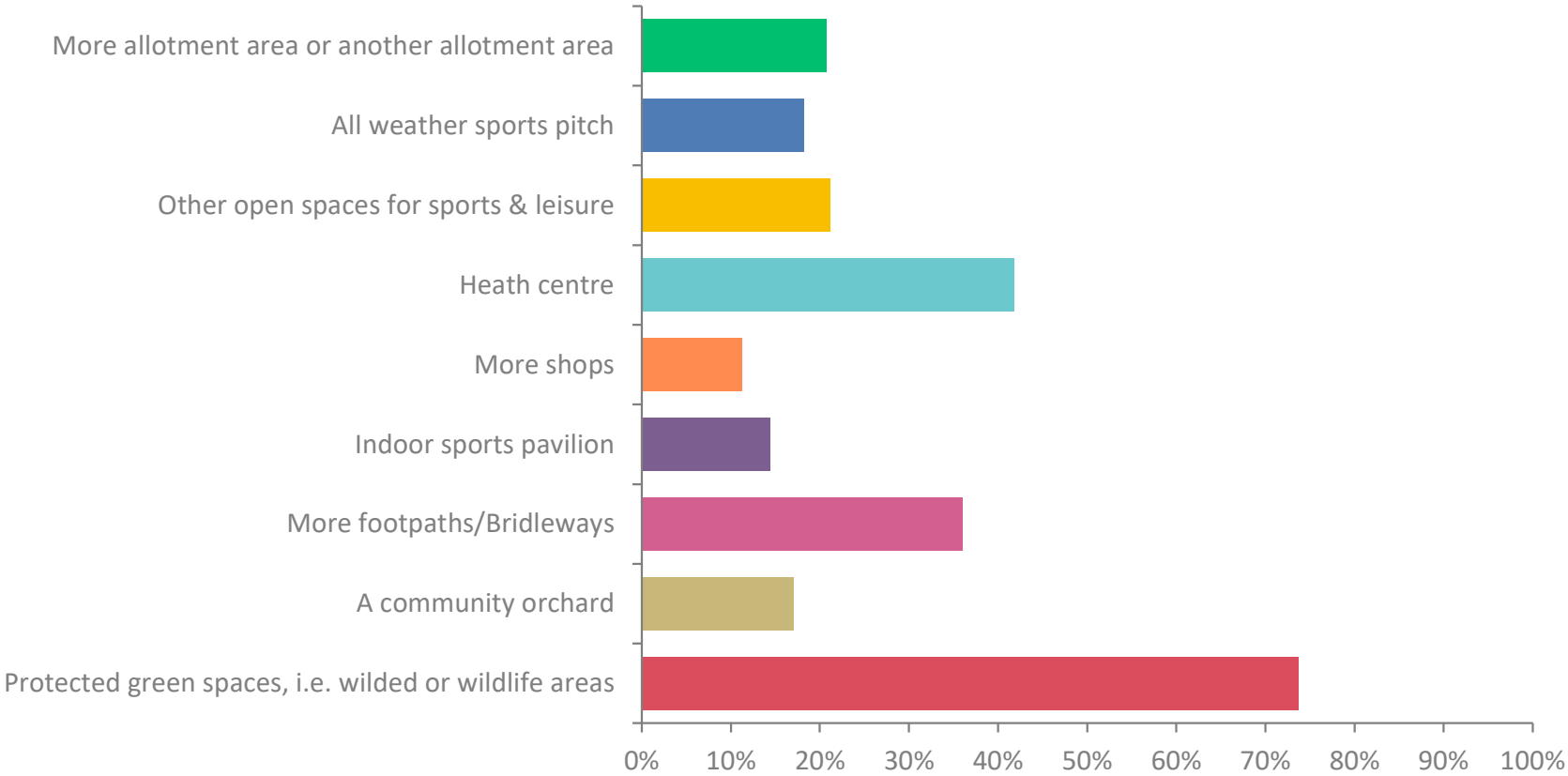
Q29: Street Lighting. Thinking about street lighting in the parish, which of these statements best reflects your views?

Answered: 466 Skipped: 33

ANSWER CHOICES	RESPONSES	
There should be more street lighting (but using low energy and direction shields where needed)	19.96%	93
There should not be any more street lighting (to minimise light pollution)	70.39%	328
I have no opinion on this	10.73%	50
TOTAL		471

Q30. What are your top priorities for improvements to our facilities, or new facilities. The following have been previously raised, but you may have other ideas. Please tick up to three boxes

Answered: 445 Skipped: 54



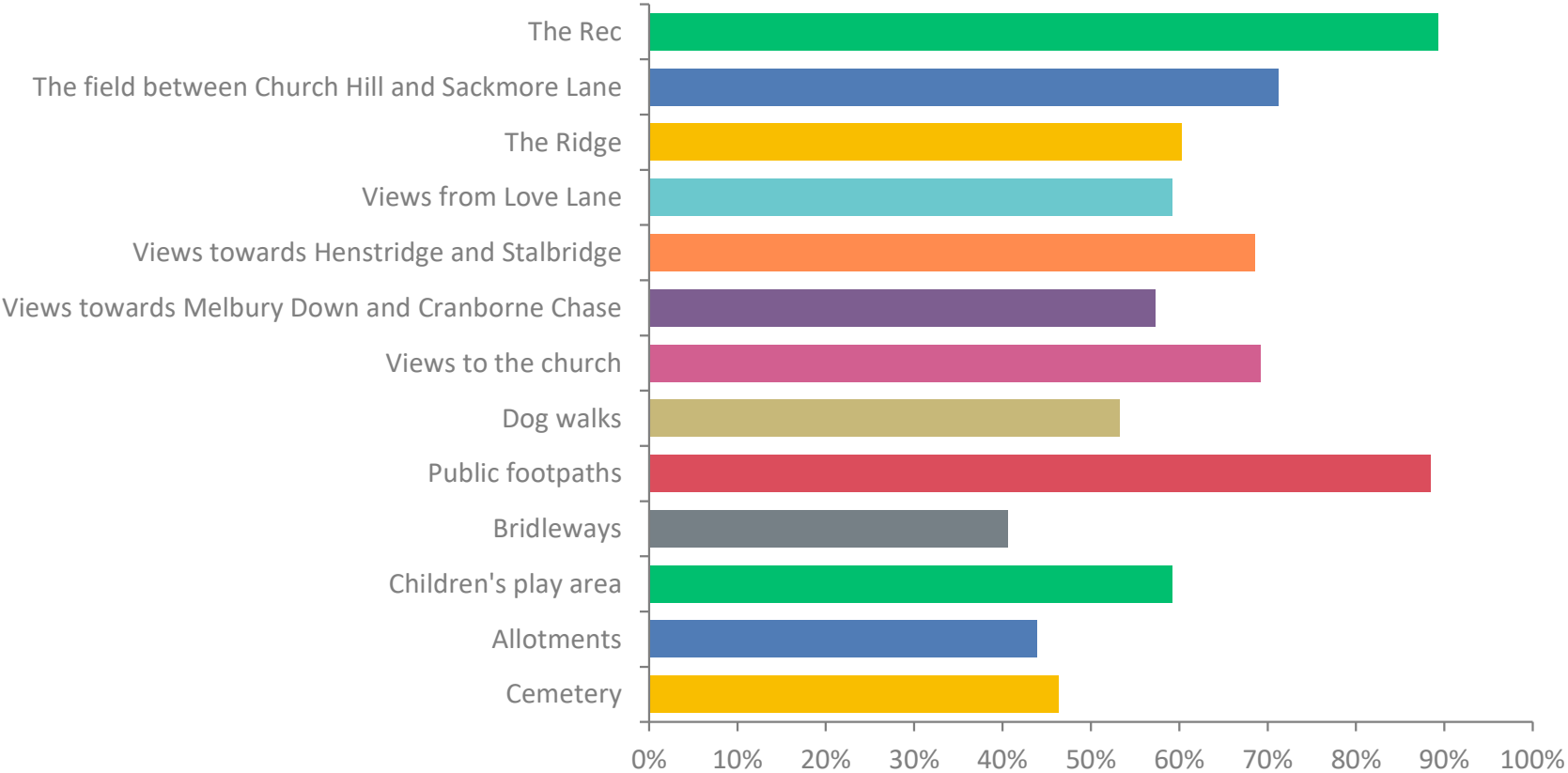
Q30. What are your top priorities for improvements to our facilities, or new facilities. The following have been previously raised, but you may have other ideas. Please tick up to three boxes

Answered: 445 Skipped: 54

ANSWER CHOICES	RESPONSES	
More allotment area or another allotment area	20.67%	92
All weather sports pitch	18.20%	81
Other open spaces for sports & leisure	21.12%	94
Heath centre	41.80%	186
More shops	11.24%	50
Indoor sports pavilion	14.38%	64
More footpaths/Bridleways	35.96%	160
A community orchard	17.08%	76
Protected green spaces, i.e. wilded or wildlife areas	73.71%	328
TOTAL		1131

Q31: Which local green spaces do you value? Please tick all that apply.

Answered: 458 Skipped: 41



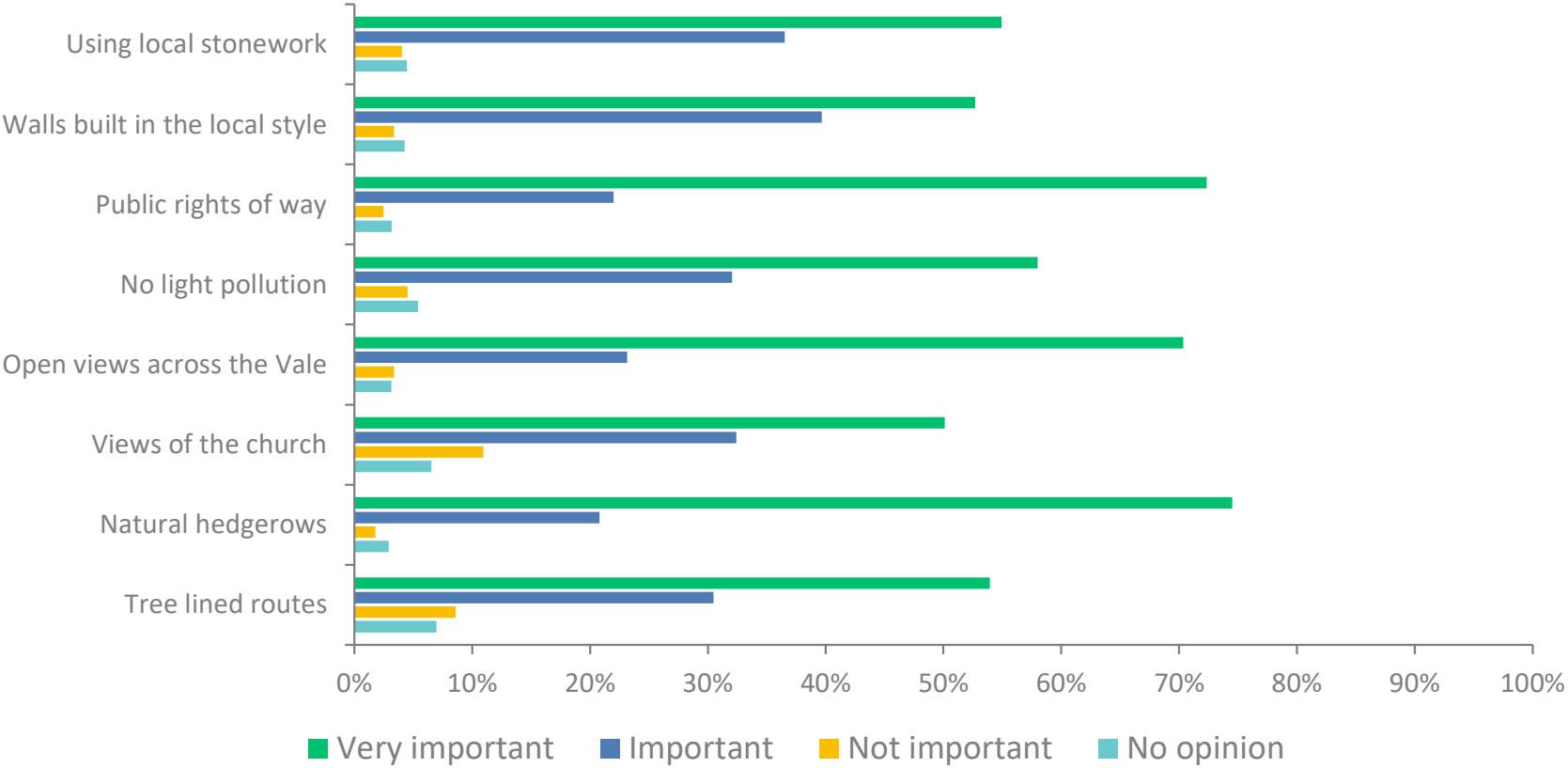
Q31: Which local green spaces do you value? Please tick all that apply.

Answered: 458 Skipped: 41

ANSWER CHOICES	RESPONSES	
The Rec	89.30%	409
The field between Church Hill and Sackmore Lane	71.18%	326
The Ridge	60.26%	276
Views from Love Lane	59.17%	271
Views towards Henstridge and Stalbridge	68.56%	314
Views towards Melbury Down and Cranborne Chase	57.21%	262
Views to the church	69.21%	317
Dog walks	53.28%	244
Public footpaths	88.43%	405
Bridleways	40.61%	186
Children's play area	59.17%	271
Allotments	43.89%	201
Cemetery	46.29%	212
TOTAL		3694

Q33: Please identify below any features or characteristics of the parish environment that are important to you

Answered: 458 Skipped: 41



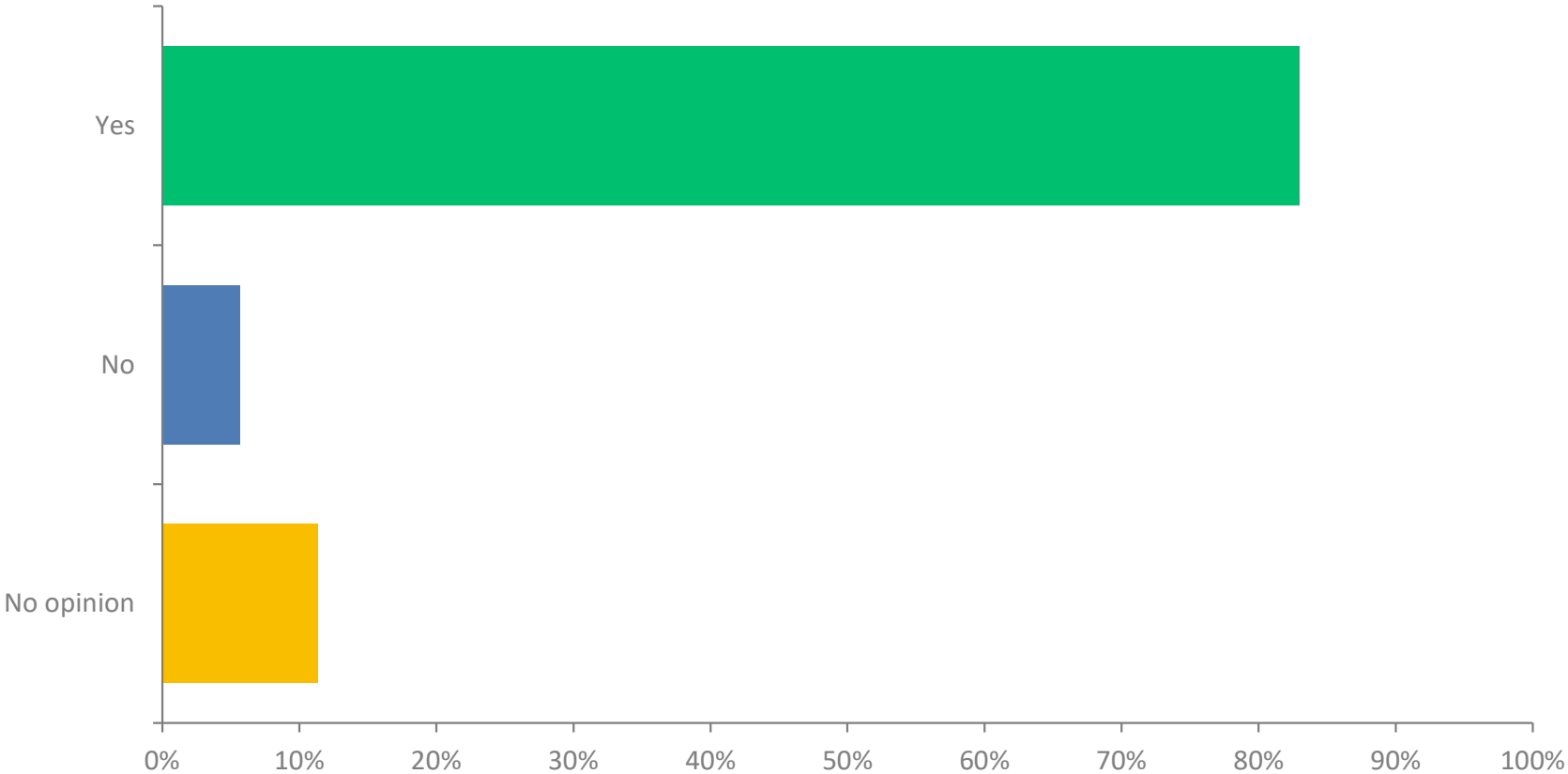
Q33: Please identify below any features or characteristics of the parish environment that are important to you

Answered: 458 Skipped: 41

	VERY IMPORTANT	IMPORTANT	NOT IMPORTANT	NO OPINION	TOTAL	WEIGHTED AVERAGE
Using local stonework	54.93% 245	36.55% 163	4.04% 18	4.48% 20	446	1
Walls built in the local style	52.69% 235	39.69% 177	3.36% 15	4.26% 19	446	1
Public rights of way	72.34% 319	22.00% 97	2.49% 11	3.17% 14	441	1
No light pollution	58.01% 257	32.05% 142	4.51% 20	5.42% 24	443	1
Open views across the Vale	70.34% 313	23.15% 103	3.37% 15	3.15% 14	445	1
Views of the church	50.12% 215	32.40% 139	10.96% 47	6.53% 28	429	1
Natural hedgerows	74.50% 333	20.81% 93	1.79% 8	2.91% 13	447	1
Tree lined routes	53.95% 232	30.47% 131	8.60% 37	6.98% 30	430	1

Q30. Climate Change - Dorset County Council have declared a climate and ecological emergency. Do you agree that climate change is important and should be reflected in the draft plan's policies?

Answered: 458 Skipped: 41



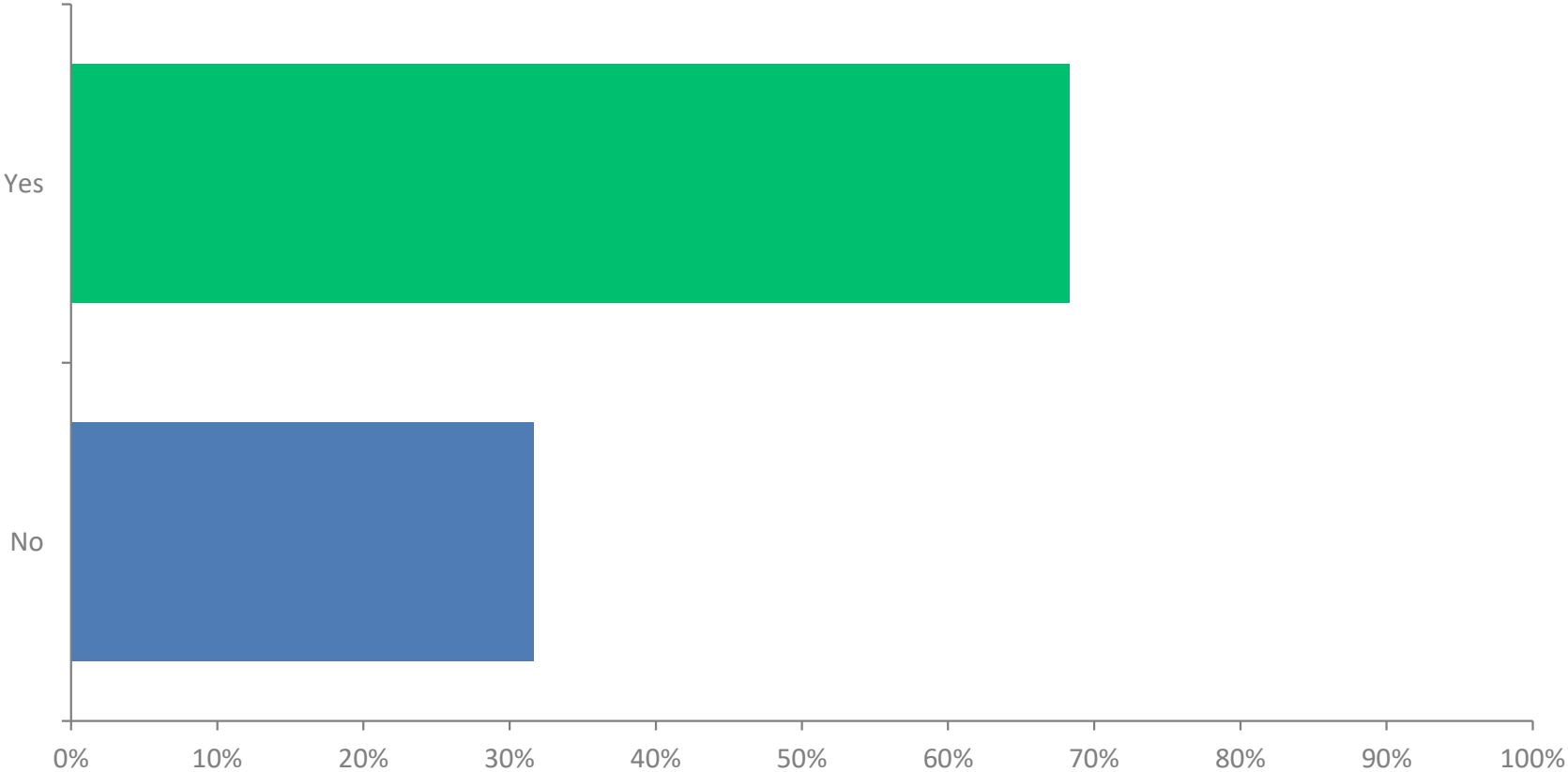
Q30. Climate Change - Dorset County Council have declared a climate and ecological emergency. Do you agree that climate change is important and should be reflected in the draft plan's policies?

Answered: 458 Skipped: 41

ANSWER CHOICES	RESPONSES	
Yes	82.97%	380
No	5.68%	26
No opinion	11.35%	52
TOTAL		458

Q37: Would you be interested in a community scale energy conservation or generation projects such as solar panels, ground source heat pumps?

Answered: 458 Skipped: 41



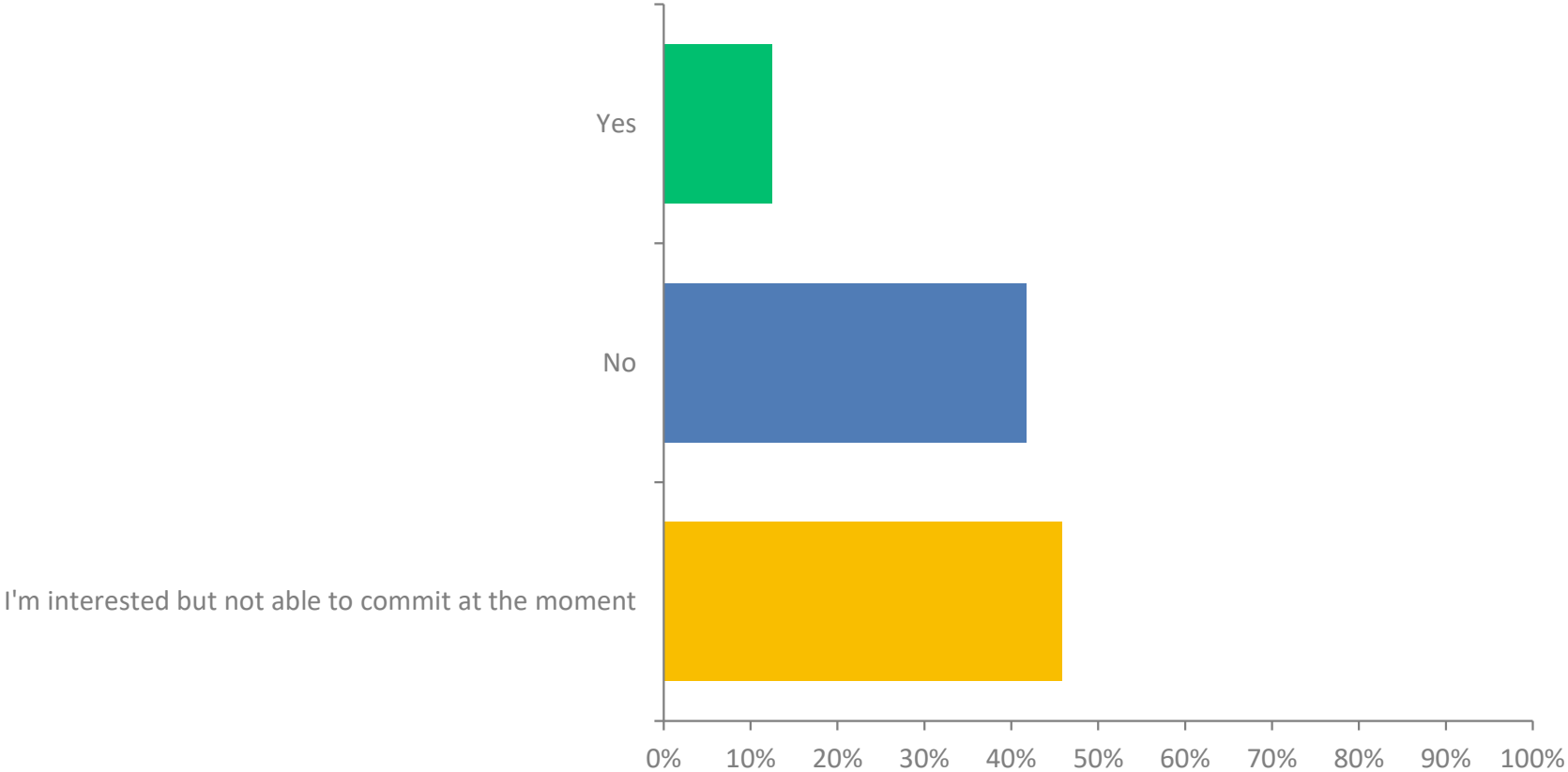
Q37: Would you be interested in a community scale energy conservation or generation projects such as solar panels, ground source heat pumps?

Answered: 458 Skipped: 41

ANSWER CHOICES	RESPONSES	
Yes	68.34%	313
No	31.66%	145
TOTAL		458

Q38: Would you be willing to be actively involved in setting up a community scheme?

Answered: 458 Skipped: 41



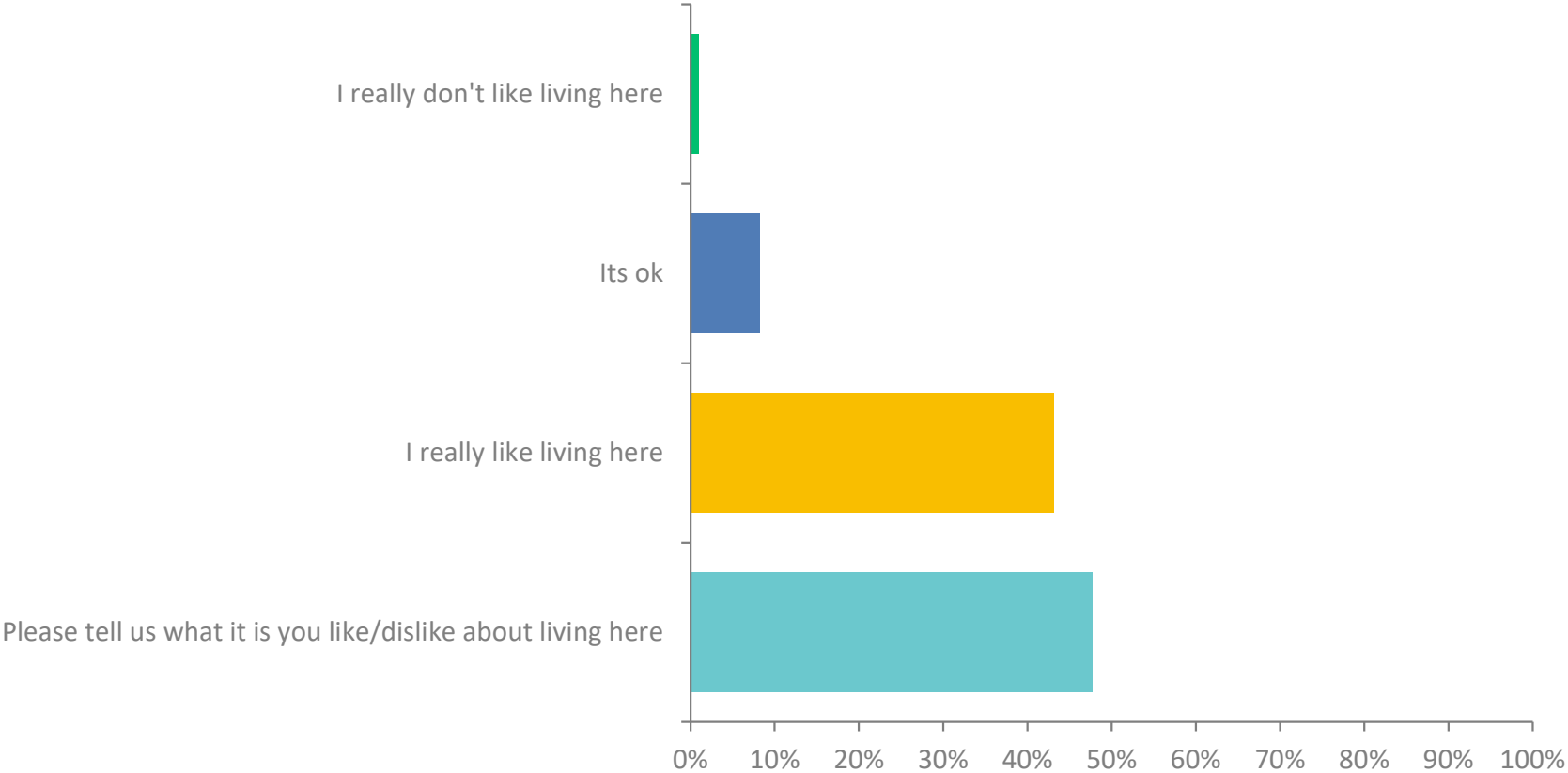
Q38: Would you be willing to be actively involved in setting up a community scheme?

Answered: 458 Skipped: 41

ANSWER CHOICES	RESPONSES	
Yes	12.45%	57
No	41.70%	191
I'm interested but not able to commit at the moment	45.85%	210
TOTAL		458

Q40: How do you rate living here?

Answered: 109 Skipped: 390



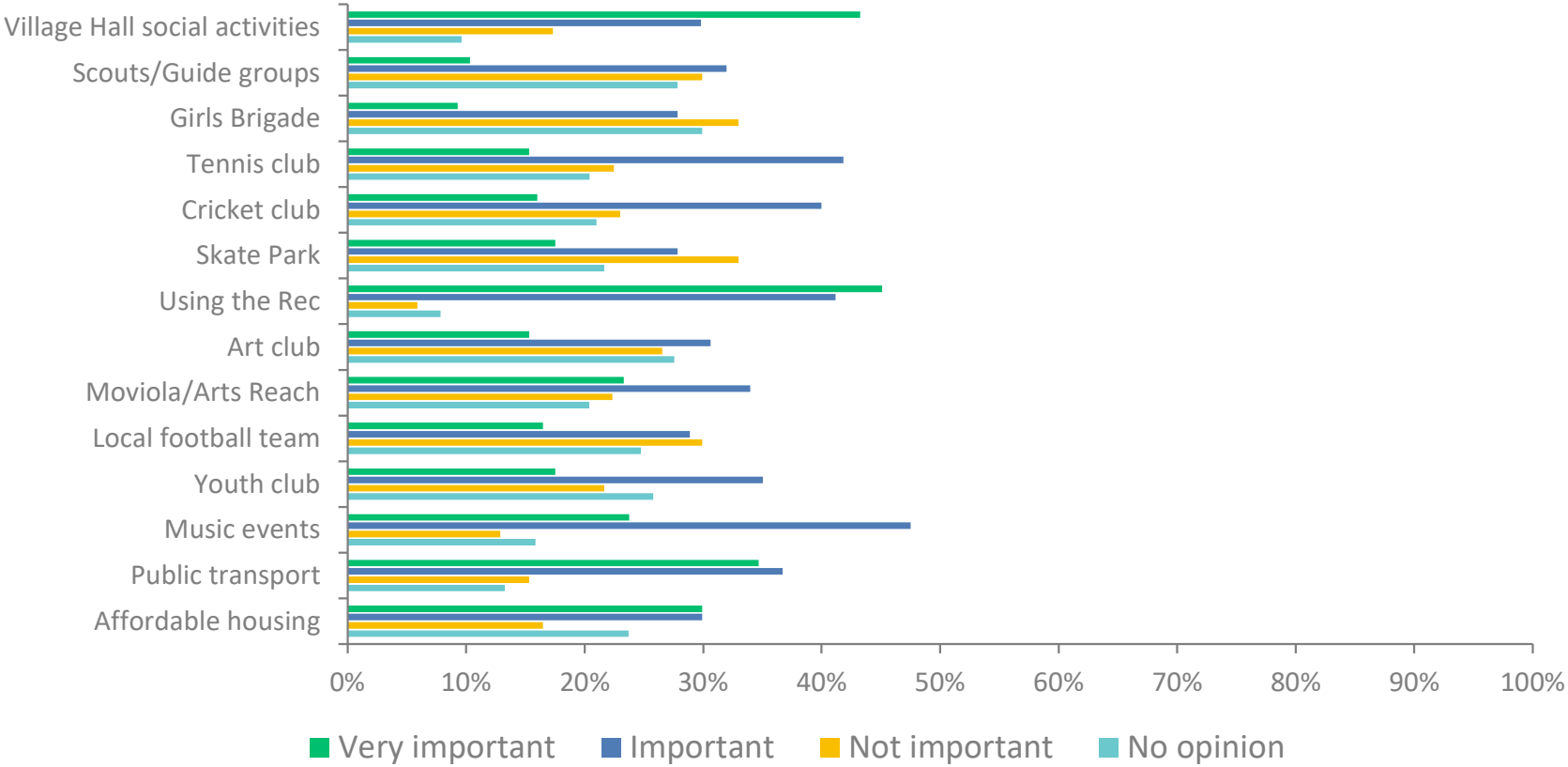
Q40: How do you rate living here?

Answered: 109 Skipped: 390

ANSWER CHOICES	RESPONSES	
I really don't like living here	0.92%	1
Its ok	8.26%	9
I really like living here	43.12%	47
Please tell us what it is you like/dislike about living here	47.71%	52
TOTAL		109

Q44: Thinking about the following how important are they to you?

Answered: 106 Skipped: 393



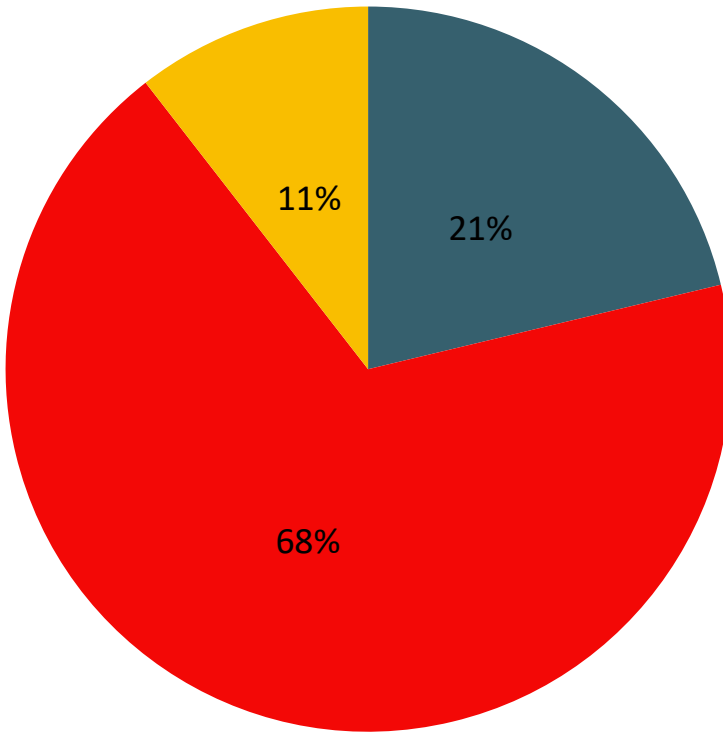
Q44: Thinking about the following how important are they to you?

Answered: 106 Skipped: 393

	VERY IMPORTANT	IMPORTANT	NOT IMPORTANT	NO OPINION	TOTAL	WEIGHTED AVERAGE
Village Hall social activities	43.27% 45	29.81% 31	17.31% 18	9.62% 10	104	1
Scouts/Guide groups	10.31% 10	31.96% 31	29.90% 29	27.84% 27	97	1
Girls Brigade	9.28% 9	27.84% 27	32.99% 32	29.90% 29	97	1
Tennis club	15.31% 15	41.84% 41	22.45% 22	20.41% 20	98	1
Cricket club	16.00% 16	40.0% 40	23.00% 23	21.00% 21	100	1
Skate Park	17.53% 17	27.84% 27	32.99% 32	21.65% 21	97	1
Using the Rec	45.10% 46	41.18% 42	5.88% 6	7.84% 8	102	1
Art club	15.31% 15	30.61% 30	26.53% 26	27.55% 27	98	1
Moviola/Arts Reach	23.30% 24	33.98% 35	22.33% 23	20.39% 21	103	1
Local football team	16.49% 16	28.87% 28	29.90% 29	24.74% 24	97	1
Youth club	17.53% 17	35.05% 34	21.65% 21	25.77% 25	97	1
Music events	23.76% 24	47.52% 48	12.87% 13	15.84% 16	101	1
Public transport	34.69% 34	36.73% 36	15.31% 15	13.27% 13	98	1
Affordable housing	29.90% 29	29.90% 29	16.49% 16	23.71% 23	97	1

Q45: Do you think it would be a good idea to have a larger foodstore and other commercial units in a "new" village centre location?

Answered: 447 Skipped: 52



■ Yes ■ No ■ Don't know/no strong opinion

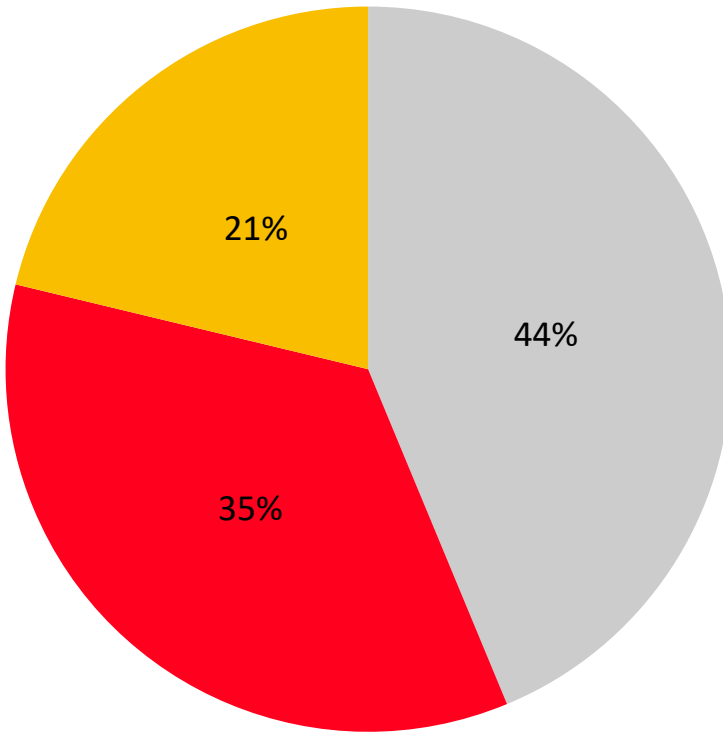
Q45: Do you think it would be a good idea to have a larger foodstore and other commercial units in a "new" village centre location?

Answered: 447 Skipped: 52

ANSWER CHOICES	RESPONSES	
Yes	21.25%	95
No	68.23%	305
Don't know/no strong opinion	10.51%	47
TOTAL		447

Q46: If you answered Yes, do you think the land west of Church Hill would be a good place for this?

Answered: 160 Skipped: 339



■ Yes ■ No ■ Don't know/no strong opinion

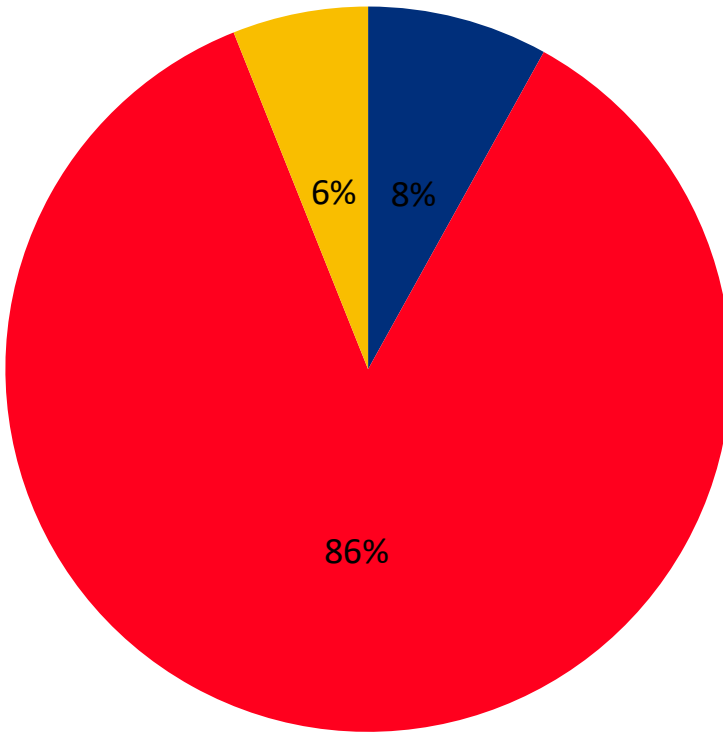
Q46: If you answered Yes, do you think the land west of Church Hill would be a good place for this?

Answered: 160 Skipped: 339

ANSWER CHOICES	RESPONSES	
Yes	43.75%	70
No	35.00%	56
Don't know/no strong opinion	21.25%	34
TOTAL		160

Q47. Would you support having further housing (over and above that which has already been permitted) if it could help secure a larger foodstore and other commercial units in a "new" village centre location?

Answered: 447 Skipped: 52



■ Yes ■ No ■ Don't know/no strong opinion

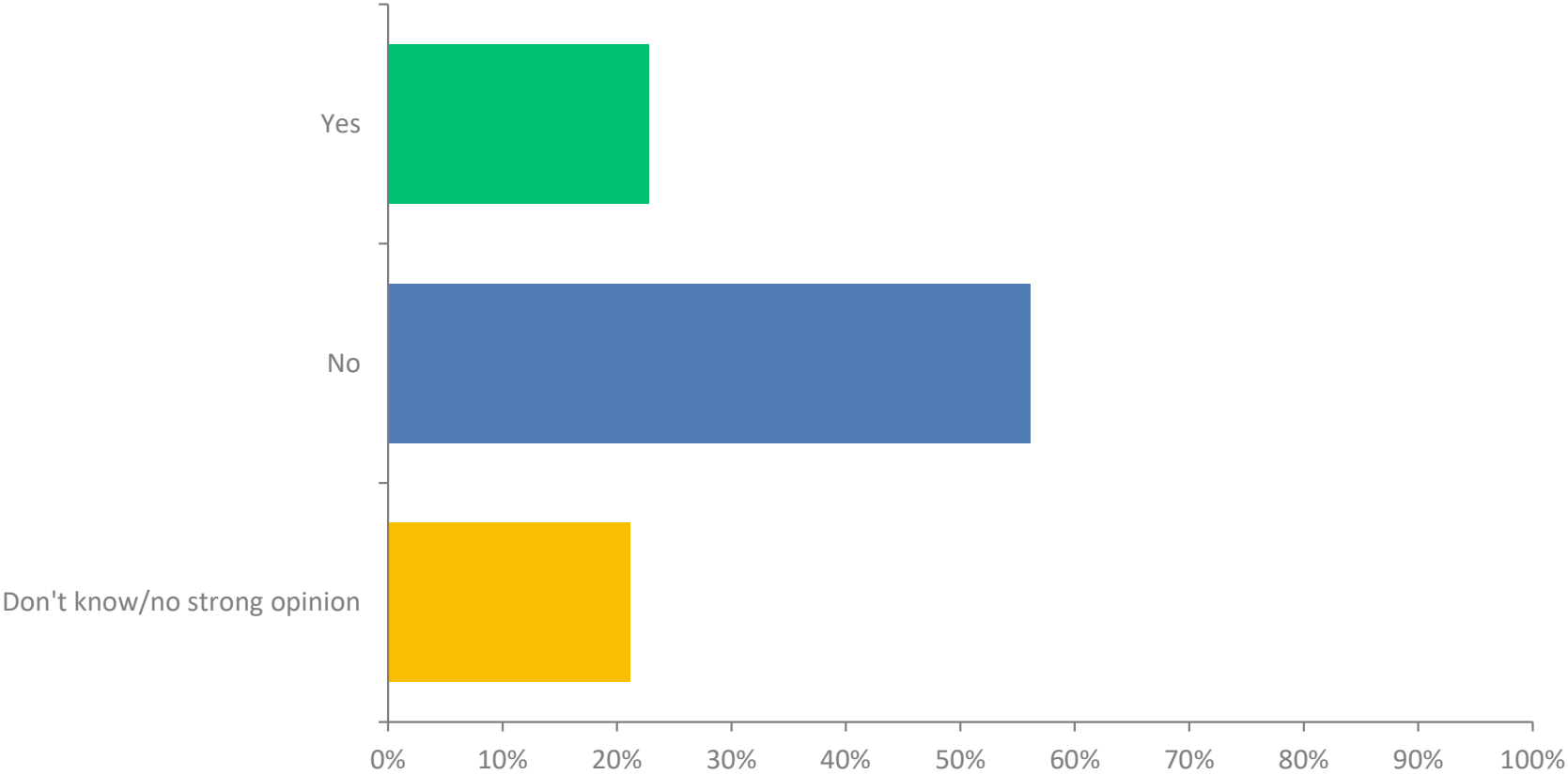
Q47. Would you support having further housing (over and above that which has already been permitted) if it could help secure a larger foodstore and other commercial units in a "new" village centre location?

Answered: 447 Skipped: 52

ANSWER CHOICES	RESPONSES	
Yes	8.05%	36
No	85.91%	384
Don't know/no strong opinion	6.04%	27
TOTAL		447

Q48: If you answered Yes, do you think the land between Butts Close and Schoolhouse Lane would be a good place for this?

Answered: 123 Skipped: 376



Q48: If you answered Yes, do you think the land between Butts Close and Schoolhouse Lane would be a good place for this?

Answered: 123 Skipped: 376

ANSWER CHOICES	RESPONSES	
Yes	22.76%	28
No	56.10%	69
Don't know/no strong opinion	21.14%	26
TOTAL		123